

SS22D THRU SS210D

Surface Mount Schottky Barrier Rectifier

Reverse Voltage - 20 to 100 V

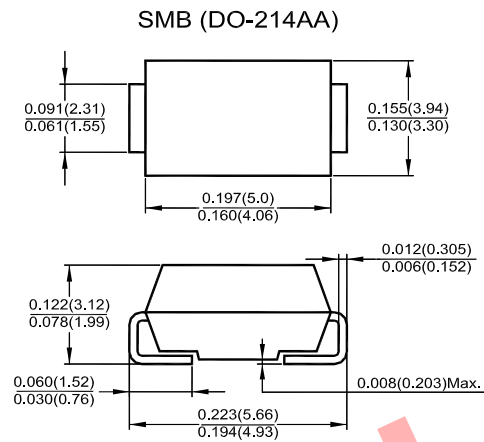
Forward Current - 2 A

Features

- The plastic package carries UL Flammability Classification 94V-0
- Low power loss, high efficiency
- High forward surge current capability

Mechanical Data

- **Case:** SMB (DO-214AA) molded plastic body
- **Polarity:** Color band denotes cathode end
- **Mounting Position:** Any



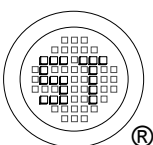
Dimensions in inches and (millimeters)

Maximum Ratings and Electrical Characteristics

Ratings at 25 °C ambient temperature unless otherwise specified. Single phase half-wave 60 Hz, resistive or inductive load, for capacitive load current derate by 20%.

Parameter	Symbols	SS22D	SS24D	SS26D	SS28D	SS210D	Unit
Maximum Repetitive Peak Reverse Voltage	V_{RRM}	20	40	60	80	100	V
Maximum RMS Voltage	V_{RMS}	14	28	42	56	70	V
Maximum DC Blocking Voltage	V_{DC}	20	40	60	80	100	V
Maximum Average Forward Rectified Current	$I_{F(AV)}$	2					A
Peak Forward Surge Current 8.3 ms Half Sine-wave Superimposed on Rated Load (JEDEC method)	I_{FSM}	50					A
Maximum Instantaneous Forward Voltage at 2 A	V_F	0.5	0.7	0.85			V
Maximum DC Reverse Current at Rated DC Blocking Voltage	I_R	0.5		0.1			mA
		10		5			
Typical Thermal Resistance, Junction to Ambient ¹⁾	$R_{\theta JA}$	75					°C/W
Typical Thermal Resistance, Junction to Terminal ¹⁾	$R_{\theta JL}$	17					°C/W
Operating Junction Temperature Range	T_j	- 55 to + 125		- 55 to + 150			°C
Storage Temperature Range	T_{stg}	- 55 to + 150					°C

¹⁾ Thermal resistance from junction to ambient and from junction to lead mounted on P.C.B. with 0.3" x 0.3" (8 mm x 8 mm) copper pad areas.



SEMTECH ELECTRONICS LTD.



Dated: 23/10/2014 YJ Rev: 02

SS22D THRU SS210D

FIG.1: FORWARD CURRENT DERATING CURVE

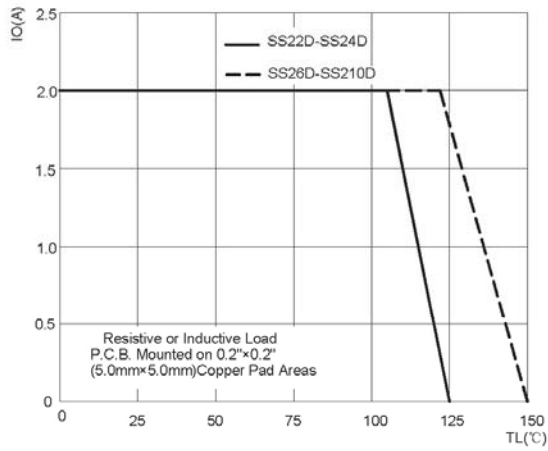


FIG.2: MAXIMUM NON-REPETITIVE FORWARD URGE CURRENT

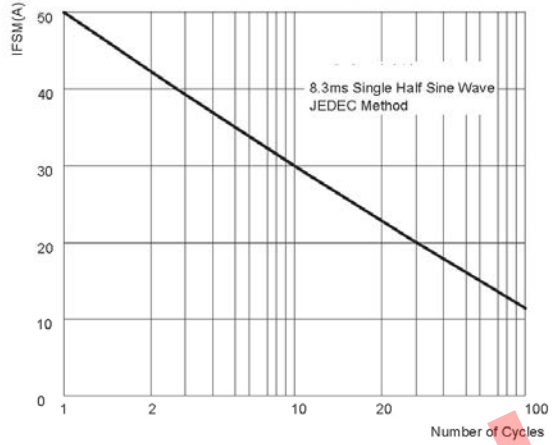


FIG.3: TYPICAL FORWARD CHARACTERISTICS

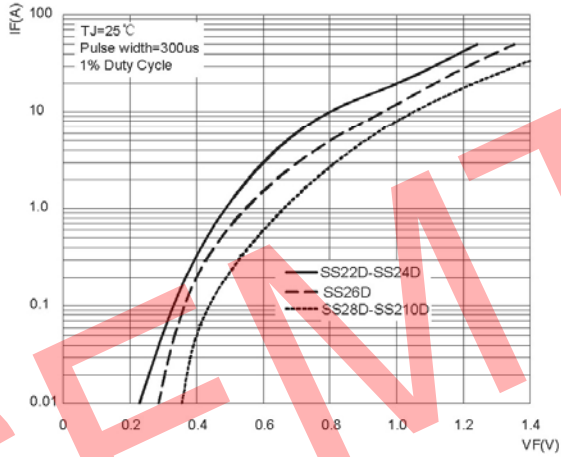
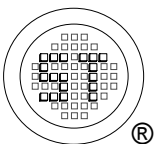
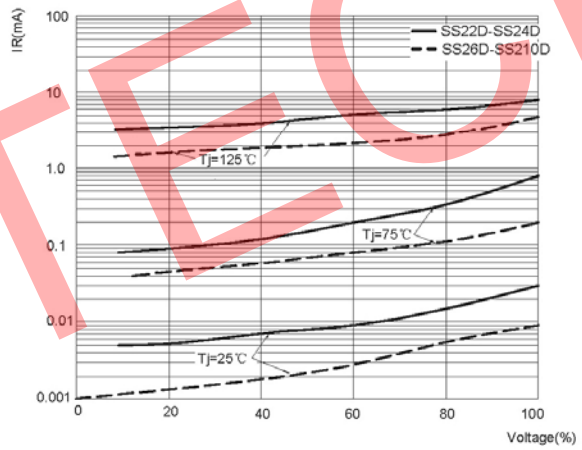


FIG.4: TYPICAL REVERSE CHARACTERISTICS



SEMTECH ELECTRONICS LTD.



Dated: 23/10/2014 YJ Rev: 02