

SR220 THRU SR2100

SCHOTTKY BARRIER RECTIFIERS

Reverse Voltage – 20 to 100 Volts

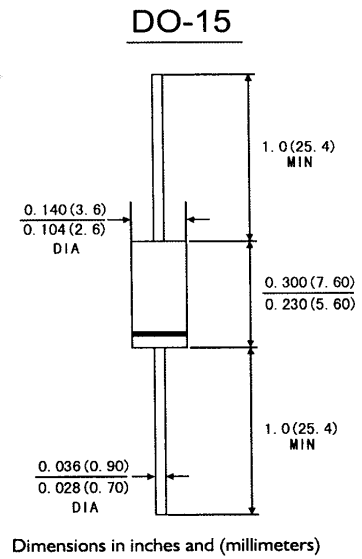
Forward Current – 2.0 Amperes

Features

- Guard ring for overvoltage protection
- Low power loss, high efficiency
- High current capability, low forward voltage drop
- High surge capability
- Metal silicon junction, majority carrier conduction

Mechanical Data

- **Case:** Molded plastic, DO-15.
- **Terminals:** Axial leads, solderable per MIL-STD-750, method 2026
- **Polarity:** Color band denotes cathode end
- **Mounting Position:** Any



Maximum Ratings and Characteristics

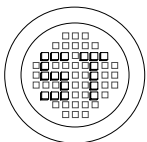
Ratings at 25 °C ambient temperature unless otherwise specified. Single phase, half wave, 60Hz, resistive or inductive load. For capacitive load, derate by 20%.

	Symbols	SR 220	SR 230	SR 240	SR 250	SR 260	SR 280	SR 2100	Units
Maximum repetitive peak reverse voltage	V_{RRM}	20	30	40	50	60	80	100	V
Maximum RMS voltage	V_{RMS}	14	21	28	35	42	57	71	V
Maximum DC blocking voltage	V_{DC}	20	30	40	50	60	80	100	V
Maximum forward voltage at 2 A ¹⁾	V_F	0.55		0.7		0.85			V
Maximum average forward rectified current 0.375"(9.5mm) lead length at $T_L = 75\text{ }^\circ\text{C}$	$I_{(AV)}$	2							A
Peak forward surge current 8.3ms single half sine-wave superimposed on rated load (JEDEC method)	I_{FSM}	50							A
Maximum reverse current at rated DC blocking voltage ¹⁾	$T_A = 25\text{ }^\circ\text{C}$	1							mA
	$T_A = 100\text{ }^\circ\text{C}$	10							
Typical junction capacitance ³⁾	C_J	170							pF
Typical thermal resistance ²⁾	$R_{\theta JA}$	35							$^\circ\text{C/W}$
Operating and storage temperature range	T_J, T_S	-65 to +125							$^\circ\text{C}$

¹⁾ Pulse test: 300 μs pulse width, 1% duty cycle


²⁾ Thermal resistance from junction to lead, and/or to ambient P.C.B mounted with 0.375"(9.5mm) lead length with 1.5 X 1.5"(38mm X 38mm) copper pads

³⁾ Measure at 1MHz and reverse voltage of 4V.



SEMTECH ELECTRONICS LTD.

(Subsidiary of Semtech International Holdings Limited, a company listed on the Hong Kong Stock Exchange, Stock Code: 724)



SR220 THRU SR2100

RATINGS AND CHARACTERISTIC CURVES SR220 THRU SR2100

FIG. 1-FORWARD CURRENT DERATING CURVE

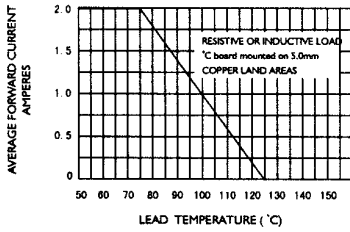


FIG. 3-TYPICAL INSTANTANEOUS FORWARD CHARACTERISTICS

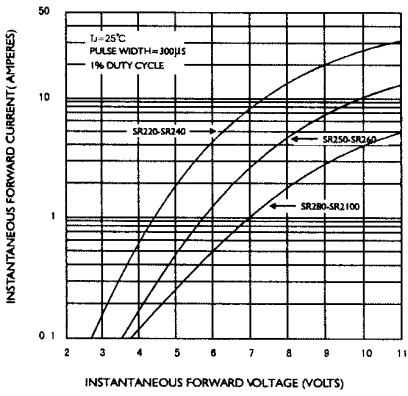


FIG. 5-TYPICAL JUNCTION CAPACITANCE

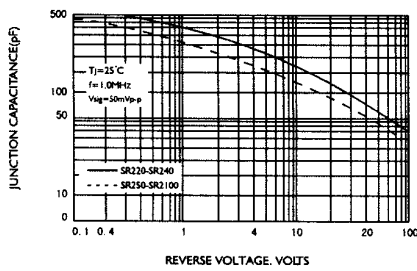


FIG. 2-MAXIMUM NON-REPETITIVE PEAK FORWARD SURGE CURRENT

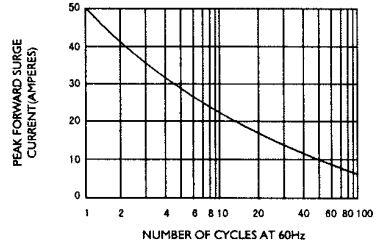
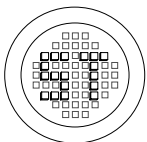
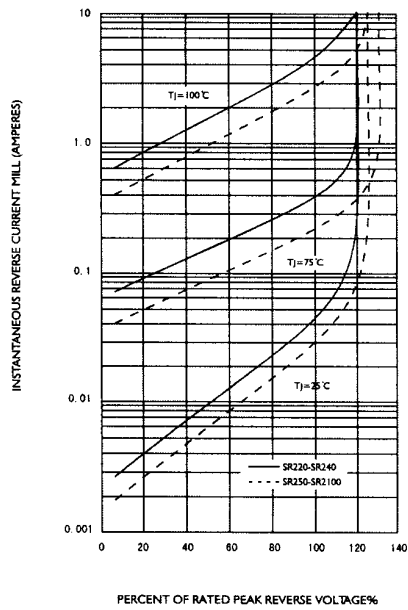


FIG. 4-TYPICAL REVERSE CHARACTERISTICS



SEMTECH ELECTRONICS LTD.

(Subsidiary of Semtech International Holdings Limited, a company listed on the Hong Kong Stock Exchange, Stock Code: 724)

