


Multilayer Chip LC Diplexer – SLFD Series

Operating Temp. : -40°C~+85°C



FEATURES

- Small and low profile enables high density mounting
- Low insertion loss & high attenuation
- Excellent solderability

APPLICATIONS

- Mobile communication system, such as GSM, DCS, PCS, etc.
- Bluetooth, WIFI, WLAN, LNB, etc.


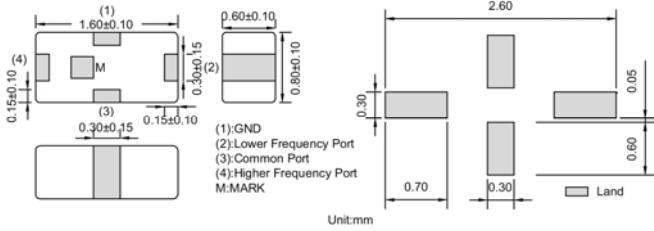

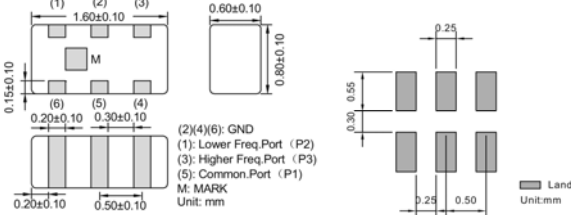

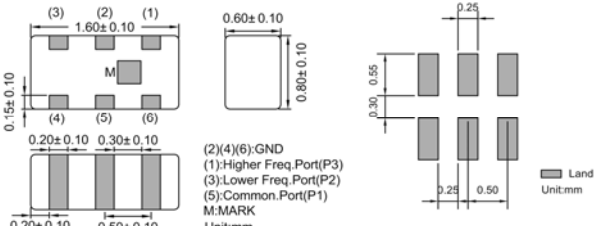

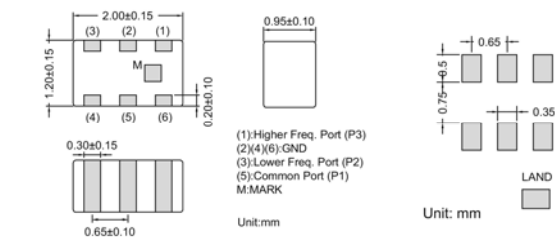

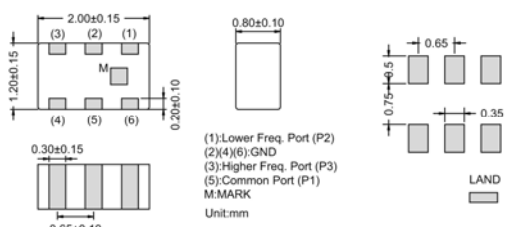

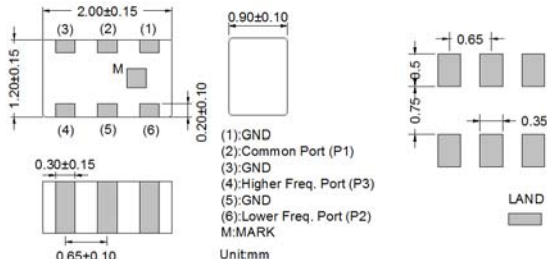
PRODUCT IDENTIFICATION

| ① SLFD | ② 21 | ③ -2R450G | ④ -02 | ⑤ T | | | | | | | | | | | | | | | | | | | |
|---|----------------------|---------------------|-----------------|---------------|-------------|---|--|------------|---------|--------------------------------|---|----------------------|---------|-----------|---------|---|--|------------------|--|---------|---------------|--------|-----------|
| ① | ② | ③ | ④ | ⑤ | | | | | | | | | | | | | | | | | | | |
| <table border="1"> <tr><th colspan="2">Type</th></tr> <tr><td>SLFD</td><td>LC Diplexer</td></tr> </table> | | Type | | SLFD | LC Diplexer | <table border="1"> <tr><th colspan="2">(L×W) (mm)</th></tr> <tr><th colspan="2">External Dimensions (L×W) (mm)</th></tr> <tr><td>18 [0603]</td><td>1.6×0.8</td></tr> <tr><td>21 [0805]</td><td>2.0×1.2</td></tr> </table> | | (L×W) (mm) | | External Dimensions (L×W) (mm) | | 18 [0603] | 1.6×0.8 | 21 [0805] | 2.0×1.2 | <table border="1"> <tr><th colspan="2">Center Frequency</th></tr> <tr><th>Example</th><th>Nominal Value</th></tr> <tr><td>2R450G</td><td>2450.0MHz</td></tr> </table> | | Center Frequency | | Example | Nominal Value | 2R450G | 2450.0MHz |
| Type | | | | | | | | | | | | | | | | | | | | | | | |
| SLFD | LC Diplexer | | | | | | | | | | | | | | | | | | | | | | |
| (L×W) (mm) | | | | | | | | | | | | | | | | | | | | | | | |
| External Dimensions (L×W) (mm) | | | | | | | | | | | | | | | | | | | | | | | |
| 18 [0603] | 1.6×0.8 | | | | | | | | | | | | | | | | | | | | | | |
| 21 [0805] | 2.0×1.2 | | | | | | | | | | | | | | | | | | | | | | |
| Center Frequency | | | | | | | | | | | | | | | | | | | | | | | |
| Example | Nominal Value | | | | | | | | | | | | | | | | | | | | | | |
| 2R450G | 2450.0MHz | | | | | | | | | | | | | | | | | | | | | | |
| <table border="1"> <tr><th colspan="2">Series Code</th></tr> <tr><td colspan="2">01, 02, etc</td></tr> </table> | | Series Code | | 01, 02, etc | | <table border="1"> <tr><th colspan="2">Packing</th></tr> <tr><td>T</td><td>Tape Carrier Package</td></tr> </table> | | | Packing | | T | Tape Carrier Package | | | | | | | | | | | |
| Series Code | | | | | | | | | | | | | | | | | | | | | | | |
| 01, 02, etc | | | | | | | | | | | | | | | | | | | | | | | |
| Packing | | | | | | | | | | | | | | | | | | | | | | | |
| T | Tape Carrier Package | | | | | | | | | | | | | | | | | | | | | | |


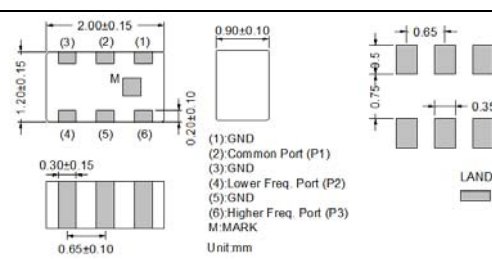
SHAPE AND DIMENSIONS

| | |
|-----------------------------|------------------------------|
| Type: SLFD18-2R450G-01T/02T | Dimensions and Land Patterns |
| | |
| Type: SLFD18-2R450G-03T | Dimensions and Land Patterns |
| | |

SHAPE AND DIMENSIONS

| | |
|---|---|
| <p>Type: SLFD18-2R450G-03T</p>  | <p>Dimensions and Land Patterns</p>  <p>(1):GND (2):Lower Frequency Port (3):Common Port (4):Higher Frequency Port M:MARK</p> <p>Unit:mm</p> |
| <p>Type: SLFD18-2R450G-04/05/07/09T</p>  | <p>Dimensions and Land Patterns</p>  <p>(2)(4)(6): GND (1): Lower Freq. Port (P2) (3): Higher Freq. Port (P3) (5): Common Port (P1) M: MARK Unit: mm</p> <p>Unit:mm</p> |
| <p>Type: SLFD18-2R450G-06/08T</p>  | <p>Dimensions and Land Patterns</p>  <p>(2)(4)(6):GND (1):Higher Freq.Port(P3) (3):Lower Freq.Port(P2) (5):Common.Port(P1) M:MARK Unit:mm</p> <p>Unit:mm</p> |
| <p>Type: SLFD21-2R450G-02/04T</p>  | <p>Dimensions and Land Patterns</p>  <p>(1):Higher Freq. Port (P3) (2)(4)(6):GND (3):Lower Freq. Port (P2) (5):Common Port (P1) M:MARK Unit:mm</p> <p>Unit: mm</p> |
| <p>Type: SLFD21-2R450G-03/05T</p>  | <p>Dimensions and Land Patterns</p>  <p>(1):Lower Freq. Port (P2) (2)(4)(6):GND (3):Higher Freq. Port (P3) (5):Common Port (P1) M:MARK Unit:mm</p> <p>Unit:mm</p> |
| <p>Type: SLFD21-2R450G-06T</p>  | <p>Dimensions and Land Patterns</p>  <p>(1):GND (2):Common Port (P1) (3):GND (4):Higher Freq. Port (P3) (5):GND (6):Lower Freq. Port (P2) M:MARK Unit:mm</p> <p>Unit:mm</p> |

SHAPE AND DIMENSIONS

| Type: SLFD21-2R450G-07T | Dimensions and Land Patterns |
|---|---|
|  |  <p>(1): GND (2): Common Port (P1) (3): GND (4): Lower Freq. Port (P2) (5): GND (6): Higher Freq. Port (P3) M: MARK Unit: mm</p> |

SPECIFICATIONS

SLFD18 TYPE

| Part Number | Characteristic Impedance | Frequency Range | Frequency | Max. IL in BW (@ 25°C) | Ripple in BW (@ 25°C) | Max. VSWR in BW (@25°C) | Min. Attenuation (@25°C) |
|-------------------|--------------------------|-----------------|------------|------------------------|-----------------------|-------------------------|--------------------------|
| Units | Ω | - | MHz | dB | dB | - | dB |
| SLFD18-2R450G-01T | 50 | Low Frequency | 2400~2500 | 1.0 | 0.5 | 2.0 | - |
| | | | 4800~6000 | - | - | - | 18 |
| | | | 7200~7500 | - | - | - | 18 |
| | | High Frequency | 2400~2500 | - | - | - | 18 |
| | | | 4900~5900 | 1.6 | 1.0 | 2.0 | - |
| | | | 9800~11800 | - | - | - | 15 |
| SLFD18-2R450G-02T | 50 | Low Frequency | 2400~2500 | 1.0 | 0.5 | 2.0 | - |
| | | | 4800~6000 | - | - | - | 18 |
| | | | 7200~7500 | - | - | - | 18 |
| | | High Frequency | 2400~2500 | - | - | - | 18 |
| | | | 4900~5900 | 1.6 | 1.0 | 2.0 | - |
| | | | 9800~11800 | - | - | - | 15 |
| SLFD18-2R450G-03T | 50 | Low Frequency | 2400~2500 | 0.7 | - | 1.9 | - |
| | | | 4900~5900 | - | - | - | 10 |
| | | High Frequency | 2400~2500 | - | - | - | 15 |
| | | | 4900~5900 | 0.8 | - | 1.9 | - |
| SLFD18-2R450G-04T | 50 | Low Frequency | 1570~1610 | 0.75 | - | 2.0 | - |
| | | | 2400~2500 | - | - | - | 12 |
| | | | 4900~6000 | - | - | - | 12 |
| | | High Frequency | 1570~1610 | - | - | - | 20 |
| | | | 2400~2500 | 0.8 | - | 2.0 | - |
| | | | 4900~6000 | 0.5 | - | 2.0 | - |
| SLFD18-2R450G-05T | 50 | Low Frequency | 1570~1610 | 0.75 | - | 2.0 | - |
| | | | 2400~2500 | - | - | - | 12 |
| | | | 4900~6000 | - | - | - | 12 |
| | | High Frequency | 1570~1610 | - | - | - | 20 |
| | | | 2400~2500 | 0.8 | - | 2.0 | - |
| | | | 4900~6000 | 0.5 | - | 2.0 | - |

SPECIFICATIONS

SLFD18 TYPE

| Part Number | Characteristic Impedance | Frequency Range | Frequency | Max. IL in BW (@ 25°C) | Ripple in BW (@ 25°C) | Max. VSWR in BW (@25°C) | Min. Attenuation (@25°C) |
|-------------------|--------------------------|-----------------|------------|------------------------|-----------------------|-------------------------|--------------------------|
| Units | Ω | - | MHz | dB | dB | - | dB |
| SLFD18-2R450G-06T | 50 | Low Frequency | 2400~2500 | 0.5 | - | 2.0 | - |
| | | | 3600~3750 | - | - | - | 10 |
| | | | 4800~5000 | - | - | - | 20 |
| | | | 7200~7500 | - | - | - | 10 |
| | | | 9600~10000 | - | - | - | 10 |
| | High Frequency | 860~960 | - | - | - | 30 | |
| | | 1545~1605 | - | - | - | 25 | |
| | | 1710~1990 | - | - | - | 25 | |
| | | 2170 | - | - | - | 30 | |
| | | 4900~5950 | 0.6 | - | 2.1 | - | |
| | | 8100~8800 | - | - | - | 10 | |
| | | 8820~9800 | - | - | - | 15 | |
| | | 9800~11800 | - | - | - | 25 | |
| SLFD18-2R450G-07T | 50 | Low Frequency | 2400~2500 | 2.6 | - | 2.0 | - |
| | | | 824~915 | - | - | - | 25 |
| | | | 1545~1610 | - | - | - | 25 |
| | | | 1710~1910 | - | - | - | 20 |
| | | | 4800~5000 | - | - | - | 30 |
| | | 7200~7500 | - | - | - | 20 | |
| | High Frequency | 824~2500 | - | - | - | 20 | |
| | | 4900~5850 | 1.2 | - | 2.0 | - | |
| | | 9800~11900 | - | - | - | 15 | |
| SLFD18-2R450G-08T | 50 | Low Frequency | 2400~2500 | 2.6 | - | 2.0 | - |
| | | | 824~915 | - | - | - | 25 |
| | | | 1545~1610 | - | - | - | 25 |
| | | | 1710~1910 | - | - | - | 20 |
| | | | 4800~5000 | - | - | - | 30 |
| | | 7200~7500 | - | - | - | 20 | |
| | High Frequency | 824~2500 | - | - | - | 20 | |
| | | 4900~5850 | 1.2 | - | 2.0 | - | |
| | | 9800~11900 | - | - | - | 15 | |
| SLFD18-2R450G-09T | 50 | Low Frequency | 2400~2500 | 0.5 | - | 2.0 | - |
| | | | 3600~3750 | - | - | - | 10 |
| | | | 4800~5000 | - | - | - | 20 |
| | | | 7200~7500 | - | - | - | 10 |
| | | | 9600~10000 | - | - | - | 10 |
| | | High Frequency | 860~960 | - | - | - | 30 |
| | | | 1545~1605 | - | - | - | 25 |
| | | | 1710~1990 | - | - | - | 25 |
| | | | 2170 | - | - | - | 30 |
| | | | 4900~5950 | 0.6 | - | 2.1 | - |
| | | | 8100~8800 | - | - | - | 10 |
| | | | 8820~9800 | - | - | - | 15 |
| | | | 9800~11800 | - | - | - | 25 |

SPECIFICATIONS

SLFD21 TYPE

| Part Number | Characteristic Impedance | Frequency Range | Frequency | Max. IL in BW (@ 25°C) | Ripple in BW (@ 25°C) | Max. VSWR in BW (@25°C) | Min. Attenuation (@25°C) |
|-------------------|--------------------------|-----------------|-------------|------------------------|-----------------------|-------------------------|--------------------------|
| Units | Ω | - | MHz | dB | dB | - | dB |
| SLFD21-2R450G-02T | 50 | Low Frequency | 2400~2500 | 0.5 | - | 2.0 | - |
| | | | 3400~3800 | - | - | - | 18 |
| | | | 4800~5000 | - | - | - | 30 |
| | | | 7200~7500 | - | - | - | 30 |
| | | High Frequency | 2400~2500 | - | - | - | 25 |
| | | | 3400~3800 | - | - | - | 17 |
| | | | 5150~5850 | 0.7 | - | 2.0 | - |
| | | | 10000~12000 | - | - | - | 20 |
| SLFD21-2R450G-03T | 50 | Low Frequency | 824~915 | - | - | - | 28 |
| | | | 1545~1610 | - | - | - | 28 |
| | | | 1710~1990 | - | - | - | 24 |
| | | | 2110~2170 | - | - | - | 18 |
| | | | 2400~2500 | 2.4 | - | 2.0 | - |
| | | | 4800~5000 | - | - | - | 27 |
| | | High Frequency | 7200~7500 | - | - | - | 20 |
| | | | 1545~1610 | - | - | - | 25 |
| | | | 2400~2500 | - | - | - | 25 |
| | | | 5150~5850 | 1.2 | - | 2.0 | - |
| 10300~117000 | - | - | - | 20 | | | |
| SLFD21-2R450G-04T | 50 | Low Frequency | 824~915 | - | - | - | 28 |
| | | | 1545~1610 | - | - | - | 28 |
| | | | 1710~1990 | - | - | - | 24 |
| | | | 2110~2170 | - | - | - | 18 |
| | | | 2400~2500 | 2.4 | - | 2.0 | - |
| | | | 4800~5000 | - | - | - | 27 |
| | | High Frequency | 7200~7500 | - | - | - | 20 |
| | | | 1545~1610 | - | - | - | 25 |
| | | | 2400~2500 | - | - | - | 25 |
| | | | 5150~5850 | 1.2 | - | 2.0 | - |
| 10300~117000 | - | - | - | 20 | | | |
| SLFD21-2R450G-05T | 50 | Low Frequency | 2400~2500 | 0.5 | - | 2.0 | - |
| | | | 3400~3800 | - | - | - | 18 |
| | | | 4800~5000 | - | - | - | 30 |
| | | | 7200~7500 | - | - | - | 30 |
| | | High Frequency | 2400~2500 | - | - | - | 25 |
| | | | 3400~3800 | - | - | - | 17 |
| | | | 5150~5850 | 0.7 | - | 2.0 | - |
| | | | 10000~12000 | - | - | - | 20 |

SPECIFICATIONS

SLFD21 TYPE

| Part Number | Characteristic Impedance | Frequency Range | Frequency | Max. IL in BW (@ 25°C) | Ripple in BW (@ 25°C) | Max. VSWR in BW (@25°C) | Min. Attenuation (@25°C) | | | |
|-------------------|--------------------------|-----------------|-------------------|------------------------|-----------------------|-------------------------|--------------------------|----|---|----|
| Units | Ω | - | MHz | dB | dB | - | dB | | | |
| SLFD21-2R450G-06T | 50 | Low Frequency | 824~915 | - | - | - | 30 | | | |
| | | | 1545~1610 | - | - | - | 28 | | | |
| | | | 1710~1990 | - | - | - | 24 | | | |
| | | | 2110~2170 | - | - | - | 20 | | | |
| | | | 2400~2500 | 2.4 | - | 2.0 | - | | | |
| | | | 4800~5000 | - | - | - | 30 | | | |
| | | | 7200~7500 | - | - | - | 30 | | | |
| | | High Frequency | 1545~1605 | - | - | - | - | 25 | | |
| | | | 2400~2500 | - | - | - | - | 25 | | |
| | | | 5150~5850 | 1.2 | - | 2.0 | - | | | |
| | | | 10300~11700 | - | - | - | - | 20 | | |
| | | | SLFD21-2R450G-07T | 50 | Low Frequency | 824~915 | - | - | - | 30 |
| | | | | | | 1545~1610 | - | - | - | 28 |
| 1710~1990 | - | - | | | | - | 24 | | | |
| 2110~2170 | - | - | | | | - | 20 | | | |
| 2400~2500 | 2.4 | - | | | | 2.0 | - | | | |
| 4800~5000 | - | - | | | | - | 30 | | | |
| 7200~7500 | - | - | | | | - | 30 | | | |
| High Frequency | 1545~1605 | - | | | - | - | - | 25 | | |
| | 2400~2500 | - | | | - | - | - | 25 | | |
| | 5150~5850 | 1.2 | | | - | 2.0 | - | | | |
| | 10300~11700 | - | | | - | - | - | 20 | | |