

# Multilayer Chip Varistor – SDV Series

Operating Temp. : -55°C~+125°C



## FEATURES

- SMD type suitable for high density mounting
- Excellent clamping ratio and quick response time (<0.5ns)
- Excellent solderability (Ni, Sn plating)

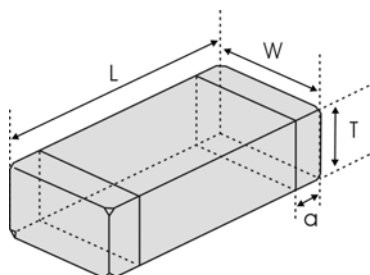
## APPLICATIONS

- Transient voltage protection for IC and transistor
- ESD and I/O protection
- EFT and burst protection
- Portable equipment protection, such as mobilephone, PDA, etc.

## PRODUCT IDENTIFICATION

<u>SDV</u> ①	<u>1608</u> ②	<u>A</u> ③	<u>180</u> ④	<u>C121</u> ⑤	<u>N</u> ⑥	<u>P</u> ⑦	<u>I</u> ⑧	<u>F</u> ⑨
① Type SDV Chip Varistor	② External Dimensions (L×W) (mm) 0603 [0201] 0.6×0.3 1005 [0402] 1.0×0.5 1608 [0603] 1.6×0.8 2012 [0805] 2.0×1.25	③ Feature Code A For General Use E For ESD H For High Speed S For Special Request	④ Maximum Continuous Working Voltage Example Nominal Value 5R5 5.5V 180 18V	⑤ Capacitance @1MHz Example Nominal Value C121 120pF C152 1500pF	⑥ Tolerance of Capacitance N ±30% Y +100%~-50% G Maximum	⑦ Terminal Code P Ni, Sn Plating	⑧ Packing T Tape & Reel	⑨ Hazardous Substance Free Products F

## SHAPE AND DIMENSIONS



Unit: mm [inch]

Type	L	W	T	a
SDV0603 [0201]	0.6±0.05 [.024±.002]	0.3±0.05 [.012±.002]	0.3±0.05 [.012±.002]	0.15±0.05 [.006±.002]
SDV1005 [0402]	1.0±0.15 [.039±.006]	0.5±0.15 [.020±.006]	0.5±0.15 [.020±.006]	0.25±0.1 [.010±.004]
SDV1608 [0603]	1.6±0.15 [.063±.006]	0.8±0.15 [.031±.006]	0.8±0.15 [.031±.006]	0.3±0.2 [.012±.008]
SDV2012 [0805]	2.0±0.2 [.079±.008]	1.25±0.2 [.049±.008]	0.85±0.2 [.033±.008]	0.5±0.3 [.020±.012]

**Sunlord**

Specifications subject to change without notice. Please check our website for latest information. Revised 2017/05/02

Sunlord Industrial Park, Dafuyuan Industrial Zone, Guanlan, Shenzhen, China 518110 Tel: 0086-755-29832660 Fax: 0086-755-82269029 E-Mail: sunlord@sunlordinc.com

# SPECIFICATIONS

## SDV1005A TYPE

Part Number	Max. Working Voltage		Varistor Voltage	Max. Clamping Voltage		Rated Single Pulse Transient		Typical Capacitance
	DC	AC RMS		8/20 $\mu$ s	ESD	Energy 10/1000 $\mu$ s	Peak Current 8/20 $\mu$ s	
Test Condition	<20 $\mu$ A		@1mA DC	8/20 $\mu$ s	ESD	Energy 10/1000 $\mu$ s	Peak Current 8/20 $\mu$ s	@0.5V <sub>rms</sub> , 1MHz
Units	Volts	Volts	Volts	Volts	Volts	Joules	Amps	pF
Symbol	V <sub>WDC</sub>	V <sub>WAC</sub>	V <sub>B</sub>	V <sub>C</sub> <sup>*1</sup>	V <sub>C</sub> <sup>*2</sup>	E <sub>T</sub>	I <sub>P</sub>	C
SDV1005A5R5C181□PTF	5.5	4.0	10.0-14.0	18	23	0.05	20	180
SDV1005A5R5C231□PTF	5.5	4.0	10.0-14.0	18	23	0.05	20	230
SDV1005A5R5C361□PTF	5.5	4.0	10.0-14.0	18	23	0.05	20	360
SDV1005A090C121□PTF	9.0	6.4	11.0-16.0	20	26	0.05	20	120
SDV1005A090C151□PTF	9.0	6.4	11.0-16.0	20	26	0.05	20	150
SDV1005A090C231□PTF	9.0	6.4	11.0-16.0	20	26	0.05	20	230
SDV1005A140C121□PTF	14.0	10.0	16.0-22.0	30	39	0.05	20	120

## SDV1608A TYPE

Part Number	Max. Working Voltage		Varistor Voltage	Max. Clamping Voltage		Rated Single Pulse Transient		Typical Capacitance
	DC	AC RMS		8/20 $\mu$ s	ESD	Energy 10/1000 $\mu$ s	Peak Current 8/20 $\mu$ s	
Test Condition	<20 $\mu$ A		@1mA DC	8/20 $\mu$ s	ESD	Energy 10/1000 $\mu$ s	Peak Current 8/20 $\mu$ s	@0.5V <sub>rms</sub> , 1MHz
Units	Volts	Volts	Volts	Volts	Volts	Joules	Amps	pF
Symbol	V <sub>WDC</sub>	V <sub>WAC</sub>	V <sub>B</sub>	V <sub>C</sub> <sup>*1</sup>	V <sub>C</sub> <sup>*2</sup>	E <sub>T</sub>	I <sub>P</sub>	C
SDV1608A5R5C121□PTF	5.5	4.0	10.0-14.0	18	23	0.05	20	120
SDV1608A5R5C141□PTF	5.5	4.0	10.0-14.0	18	23	0.05	20	140
SDV1608A5R5C231□PTF	5.5	4.0	10.0-14.0	18	23	0.1	30	230
SDV1608A5R5C361□PTF	5.5	4.0	10.0-14.0	18	23	0.1	30	360
SDV1608A5R5C551□PTF	5.5	4.0	10.0-14.0	18	23	0.1	30	550
SDV1608A5R5C821□PTF	5.5	4.0	10.0-14.0	18	23	0.1	30	820
SDV1608A090C121□PTF	9.0	6.4	11.0-16.0	20	26	0.05	20	120
SDV1608A090C141□PTF	9.0	6.4	11.0-16.0	20	26	0.05	20	140
SDV1608A090C201□PTF	9.0	6.4	11.0-16.0	20	26	0.1	30	200
SDV1608A090C231□PTF	9.0	6.4	11.0-16.0	20	26	0.1	30	230
SDV1608A090C361□PTF	9.0	6.4	11.0-16.0	20	26	0.1	30	360
SDV1608A090C551□PTF	9.0	6.4	11.0-16.0	20	26	0.1	30	550
SDV1608A090C821□PTF	9.0	6.4	11.0-16.0	20	26	0.1	30	820
SDV1608A140C121□PTF	14.0	10.0	16.0-22.0	30	39	0.05	20	120
SDV1608A140C141□PTF	14.0	10.0	16.0-22.0	30	39	0.05	20	140
SDV1608A140C251□PTF	14.0	10.0	16.0-22.0	30	39	0.1	30	250
SDV1608A140C361□PTF	14.0	10.0	16.0-22.0	30	39	0.1	30	360
SDV1608A140C551□PTF	14.0	10.0	16.0-22.0	30	39	0.1	30	550
SDV1608A180C121□PTF	18.0	12.7	22.0-28.0	40	48	0.05	20	120
SDV1608A180C141□PTF	18.0	12.7	22.0-28.0	40	48	0.05	20	140
SDV1608A180C231□PTF	18.0	12.7	22.0-28.0	40	48	0.1	30	230
SDV1608A180C361□PTF	18.0	12.7	22.0-28.0	40	48	0.1	30	360
SDV1608A220C121□PTF	22.0	15.6	26.0-34.0	45	54	0.05	20	120
SDV1608A220C141□PTF	22.0	15.6	26.0-34.0	45	54	0.05	20	140
SDV1608A220C161□PTF	22.0	15.6	26.0-34.0	45	54	0.1	30	160
SDV1608A220C231□PTF	22.0	15.6	26.0-34.0	45	54	0.1	30	230
SDV1608A220C361□PTF	22.0	15.6	26.0-34.0	45	54	0.1	30	360
SDV1608A260C121□PTF	26.0	18.4	31.0-38.0	58	70	0.1	30	120
SDV1608A260C161□PTF	26.0	18.4	31.0-38.0	58	70	0.1	30	160
SDV1608A300C121□PTF	30.0	21.3	37.0-46.0	65	78	0.1	30	120
SDV1608A300C141□PTF	30.0	21.3	37.0-46.0	65	78	0.1	30	140



Specifications subject to change without notice. Please check our website for latest information. Revised 2017/05/02

Sunlord Industrial Park, Dafuyuan Industrial Zone, Guanlan, Shenzhen, China 518110 Tel: 0086-755-29832660 Fax: 0086-755-82269029 E-Mail: sunlord@sunlordinc.com

# SPECIFICATIONS

## SDV2012A TYPE

Part Number	Max. Working Voltage		Varistor Voltage	Max. Clamping Voltage		Rated Single Pulse Transient		Typical Capacitance
	DC	AC RMS		8/20 $\mu$ s	ESD	Energy 10/1000 $\mu$ s	Peak Current 8/20 $\mu$ s	
Test Condition	<20 $\mu$ A		@1mA DC	8/20 $\mu$ s		Energy 10/1000 $\mu$ s	Peak Current 8/20 $\mu$ s	@0.5V <sub>rms</sub> , 1MHz
Units	Volts	Volts	Volts	Volts	Volts	Joules	Amps	pF
Symbol	V <sub>WDC</sub>	V <sub>WAC</sub>	V <sub>B</sub>	V <sub>C</sub> <sup>*1</sup>	V <sub>C</sub> <sup>*2</sup>	E <sub>T</sub>	I <sub>P</sub>	C
SDV2012A5R5C901□PTF	5.5	4.0	10.0-14.0	18		0.2	60	900
SDV2012A5R5C122□PTF	5.5	4.0	10.0-14.0	18		0.3	120	1200
SDV2012A5R5C202□PTF	5.5	4.0	10.0-14.0	18		0.4	150	2000
SDV2012A090C701□PTF	9.0	6.4	11.0-16.0	20		0.2	60	700
SDV2012A090C102□PTF	9.0	6.4	11.0-16.0	20		0.3	120	1000
SDV2012A090C162□PTF	9.0	6.4	11.0-16.0	20		0.4	150	1600
SDV2012A140C401□PTF	14.0	10.0	16.0-22.0	30		0.2	60	400
SDV2012A140C701□PTF	14.0	10.0	16.0-22.0	30		0.3	120	700
SDV2012A140C901□PTF	14.0	10.0	16.0-22.0	30		0.4	150	900
SDV2012A180C301□PTF	18.0	12.7	22.0-28.0	40		0.2	60	300
SDV2012A180C501□PTF	18.0	12.7	22.0-28.0	40		0.3	120	500
SDV2012A180C701□PTF	18.0	12.7	22.0-28.0	40		0.4	150	700
SDV2012A220C251□PTF	22.0	15.6	26.0-34.0	45		0.2	60	250
SDV2012A220C401□PTF	22.0	15.6	26.0-34.0	45		0.3	120	400
SDV2012A220C501□PTF	22.0	15.6	26.0-34.0	45		0.3	120	500
SDV2012A260C251□PTF	26.0	18.4	31.0-38.0	58		0.2	60	250
SDV2012A260C401□PTF	26.0	18.4	31.0-38.0	58		0.3	120	400
SDV2012A300C181□PTF	30.0	21.3	37.0-46.0	65		0.2	60	180
SDV2012A300C301□PTF	30.0	21.3	37.0-46.0	65		0.3	120	300

## SDV0603E TYPE

Part Number	Max. Working Voltage		Varistor Voltage	Max. Clamping Voltage		Rated Single Pulse Transient		Typical Capacitance
	DC	AC RMS		8/20 $\mu$ s	ESD	Energy 10/1000 $\mu$ s	Peak Current 8/20 $\mu$ s	
Test Condition	<20 $\mu$ A		@1mA DC	8/20 $\mu$ s	ESD	Energy 10/1000 $\mu$ s	Peak Current 8/20 $\mu$ s	@0.5V <sub>rms</sub> , 1MHz
Units	Volts	Volts	Volts	Volts	Volts	Joules	Amps	pF
Symbol	V <sub>WDC</sub>	V <sub>WAC</sub>	V <sub>B</sub>	V <sub>C</sub> <sup>*1</sup>	V <sub>C</sub> <sup>*2</sup>	E <sub>T</sub>	I <sub>P</sub>	C
SDV0603E5R5C220□PTF	5.5	4.0	10.0-16.0	35	30	0.005	1	22
SDV0603E5R5C300□PTF	5.5	4.0	10.0-16.0	35	30	0.01	3	30
SDV0603E5R5C400□PTF	5.5	4.0	10.0-16.0	35	30	0.01	5	40
SDV0603E5R5C500□PTF	5.5	4.0	10.0-16.0	35	30	0.01	5	50
SDV0603E140C150□PTF	14.0	10.0	16.0-22.0	45	40	0.005	1	15

## SDV1005E TYPE

Part Number	Max. Working Voltage		Varistor Voltage	Max. Clamping Voltage		Rated Single Pulse Transient		Typical Capacitance
	DC	AC RMS		8/20 $\mu$ s	ESD	Energy 10/1000 $\mu$ s	Peak Current 8/20 $\mu$ s	
Test Condition	<20 $\mu$ A		@1mA DC	8/20 $\mu$ s	ESD	Energy 10/1000 $\mu$ s	Peak Current 8/20 $\mu$ s	@0.5V <sub>rms</sub> , 1MHz
Units	Volts	Volts	Volts	Volts	Volts	Joules	Amps	pF
Symbol	V <sub>WDC</sub>	V <sub>WAC</sub>	V <sub>B</sub>	V <sub>C</sub> <sup>*1</sup>	V <sub>C</sub> <sup>*2</sup>	E <sub>T</sub>	I <sub>P</sub>	C
SDV1005E5R5C180□PTF	5.5	4.0	10.0-14.0	18	23	0.005	3	18
SDV1005E5R5C300□PTF	5.5	4.0	10.0-14.0	18	23	0.005	5	30
SDV1005E5R5C400□PTF	5.5	4.0	10.0-14.0	18	23	0.005	5	40
SDV1005E5R5C500□PTF	5.5	4.0	10.0-14.0	18	23	0.01	10	50



Specifications subject to change without notice. Please check our website for latest information. Revised 2017/05/02

Sunlord Industrial Park, Dafuyuan Industrial Zone, Guanlan, Shenzhen, China 518110 Tel: 0086-755-29832660 Fax: 0086-755-82269029 E-Mail: sunlord@sunlordinc.com

# SPECIFICATIONS

## SDV1005E TYPE

Part Number	Max. Working Voltage		Varistor Voltage	Max. Clamping Voltage		Rated Single Pulse Transient		Typical Capacitance
	DC	AC RMS		8/20 $\mu$ s	ESD	Energy 10/1000 $\mu$ s	Peak Current 8/20 $\mu$ s	
Test Condition	<20 $\mu$ A		@1mA DC	8/20 $\mu$ s	ESD	Energy 10/1000 $\mu$ s	Peak Current 8/20 $\mu$ s	@0.5V <sub>rms</sub> , 1MHz
Units	Volts	Volts						
Symbol	V <sub>WDC</sub>	V <sub>WAC</sub>	V <sub>B</sub>	V <sub>C</sub> <sup>*1</sup>	V <sub>C</sub> <sup>*2</sup>	E <sub>T</sub>	I <sub>P</sub>	C
SDV1005E5R5C700□PTF	5.5	4.0	10.0-14.0	18	23	0.01	10	70
SDV1005E5R5C800□PTF	5.5	4.0	10.0-14.0	18	23	0.02	10	80
SDV1005E5R5C101□PTF	5.5	4.0	10.0-14.0	18	23	0.05	20	100
SDV1005E090C180□PTF	9.0	6.4	11.0-16.0	20	26	0.005	3	18
SDV1005E090C300□PTF	9.0	6.4	11.0-16.0	20	26	0.005	5	30
SDV1005E090C500□PTF	9.0	6.4	11.0-16.0	20	26	0.01	10	50
SDV1005E090C800□PTF	9.0	6.4	11.0-16.0	20	26	0.02	15	80
SDV1005E090C101□PTF	9.0	6.4	11.0-16.0	20	26	0.05	20	100
SDV1005E140C180□PTF	14.0	10.0	16.0-22.0	30	39	0.005	3	18
SDV1005E140C300□PTF	14.0	10.0	16.0-22.0	30	39	0.01	5	30
SDV1005E140C500□PTF	14.0	10.0	16.0-22.0	30	39	0.02	10	50
SDV1005E140C800□PTF	14.0	10.0	16.0-22.0	30	39	0.03	15	80
SDV1005E140C101□PTF	14.0	10.0	16.0-22.0	30	39	0.05	20	100
SDV1005E180C150□PTF	18.0	12.7	22.0-28.0	40	48	0.005	2	15
SDV1005E180C180□PTF	18.0	12.7	22.0-28.0	40	48	0.01	5	18
SDV1005E180C300□PTF	18.0	12.7	22.0-28.0	40	48	0.02	10	30
SDV1005E180C500□PTF	18.0	12.7	22.0-28.0	40	48	0.02	10	50
SDV1005E180C800□PTF	18.0	12.7	22.0-28.0	40	48	0.03	15	80
SDV1005E220C150□PTF	22.0	15.6	26.0-34.0	45	54	0.005	2	15
SDV1005E220C180□PTF	22.0	15.6	26.0-34.0	45	54	0.01	5	18
SDV1005E220C300□PTF	22.0	15.6	26.0-34.0	45	54	0.02	10	30
SDV1005E220C500□PTF	22.0	15.6	26.0-34.0	45	54	0.02	10	50
SDV1005E260C180□PTF	26.0	18.4	31.0-38.0	58	70	0.02	5	18
SDV1005E260C300□PTF	26.0	18.4	31.0-38.0	58	70	0.03	10	30

## SDV1608E TYPE

Part Number	Max. Working Voltage		Varistor Voltage	Max. Clamping Voltage		Rated Single Pulse Transient		Typical Capacitance
	DC	AC RMS		8/20 $\mu$ s	ESD	Energy 10/1000 $\mu$ s	Peak Current 8/20 $\mu$ s	
Test Condition	<20 $\mu$ A		@1mA DC	8/20 $\mu$ s	ESD	Energy 10/1000 $\mu$ s	Peak Current 8/20 $\mu$ s	@0.5V <sub>rms</sub> , 1MHz
Units	Volts	Volts						
Symbol	V <sub>WDC</sub>	V <sub>WAC</sub>	V <sub>B</sub>	V <sub>C</sub> <sup>*1</sup>	V <sub>C</sub> <sup>*2</sup>	E <sub>T</sub>	I <sub>P</sub>	C
SDV1608E5R5C180□PTF	5.5	4.0	10.0-14.0	18	23	0.005	3	18
SDV1608E5R5C300□PTF	5.5	4.0	10.0-14.0	18	23	0.005	5	30
SDV1608E5R5C500□PTF	5.5	4.0	10.0-14.0	18	23	0.01	10	50
SDV1608E5R5C800□PTF	5.5	4.0	10.0-14.0	18	23	0.02	10	80
SDV1608E5R5C101□PTF	5.5	4.0	10.0-14.0	18	23	0.05	20	100
SDV1608E090C180□PTF	9.0	6.4	11.0-16.0	20	26	0.005	3	18
SDV1608E090C300□PTF	9.0	6.4	11.0-16.0	20	26	0.005	5	30
SDV1608E090C500□PTF	9.0	6.4	11.0-16.0	20	26	0.01	10	50
SDV1608E090C800□PTF	9.0	6.4	11.0-16.0	20	26	0.02	15	80
SDV1608E090C101□PTF	9.0	6.4	11.0-16.0	20	26	0.05	20	100
SDV1608E140C180□PTF	14.0	10.0	16.0-22.0	30	39	0.005	3	18
SDV1608E140C300□PTF	14.0	10.0	16.0-22.0	30	39	0.01	5	30
SDV1608E140C500□PTF	14.0	10.0	16.0-22.0	30	39	0.02	10	50



Specifications subject to change without notice. Please check our website for latest information. Revised 2017/05/02

Sunlord Industrial Park, Dafuyuan Industrial Zone, Guanlan, Shenzhen, China 518110 Tel: 0086-755-29832660 Fax: 0086-755-82269029 E-Mail: sunlord@sunlordinc.com

## SPECIFICATIONS

### SDV1608E TYPE

Part Number	Max. Working Voltage		Varistor Voltage	Max. Clamping Voltage		Rated Single Pulse Transient		Typical Capacitance
	DC	AC RMS		8/20 $\mu$ s	ESD	Energy 10/1000 $\mu$ s	Peak Current 8/20 $\mu$ s	
Test Condition	<20 $\mu$ A		@1mA DC	8/20 $\mu$ s	ESD	Energy 10/1000 $\mu$ s	Peak Current 8/20 $\mu$ s	@0.5V <sub>rms</sub> , 1MHz
Units	Volts	Volts	Volts	Volts	Volts	Joules	Amps	pF
Symbol	V <sub>WDC</sub>	V <sub>WAC</sub>	V <sub>B</sub>	V <sub>C</sub> <sup>+1</sup>	V <sub>C</sub> <sup>+2</sup>	E <sub>T</sub>	I <sub>P</sub>	C
SDV1608E140C800□PTF	14.0	10.0	16.0-22.0	30	39	0.03	15	80
SDV1608E140C101□PTF	14.0	10.0	16.0-22.0	30	39	0.05	20	100
SDV1608E180C180□PTF	18.0	12.7	22.0-28.0	40	48	0.005	5	18
SDV1608E180C300□PTF	18.0	12.7	22.0-28.0	40	48	0.02	10	30
SDV1608E180C600□PTF	18.0	12.7	22.0-28.0	40	48	0.02	10	60
SDV1608E180C800□PTF	18.0	12.7	22.0-28.0	40	48	0.03	15	80
SDV1608E180C101□PTF	18.0	12.7	22.0-28.0	40	48	0.05	20	100
SDV1608E220C180□PTF	22.0	15.6	26.0-34.0	45	54	0.005	5	18
SDV1608E220C300□PTF	22.0	15.6	26.0-34.0	45	54	0.02	10	30
SDV1608E220C500□PTF	22.0	15.6	26.0-34.0	45	54	0.02	10	50
SDV1608E220C800□PTF	22.0	15.6	26.0-34.0	45	54	0.03	15	80
SDV1608E220C101□PTF	22.0	15.6	26.0-34.0	45	54	0.05	20	100
SDV1608E260C180□PTF	26.0	18.4	31.0-38.0	58	70	0.02	5	18
SDV1608E260C300□PTF	26.0	18.4	31.0-38.0	58	70	0.03	10	30
SDV1608E260C500□PTF	26.0	18.4	31.0-38.0	58	70	0.03	10	50

### SDV2012E TYPE

Part Number	Max. Working Voltage		Varistor Voltage	Max. Clamping Voltage		Rated Single Pulse Transient		Typical Capacitance
	DC	AC RMS		8/20 $\mu$ s	ESD	Energy 10/1000 $\mu$ s	Peak Current 8/20 $\mu$ s	
Test Condition	<20 $\mu$ A		@1mA DC	8/20 $\mu$ s	ESD	Energy 10/1000 $\mu$ s	Peak Current 8/20 $\mu$ s	@0.5V <sub>rms</sub> , 1MHz
Units	Volts	Volts	Volts	Volts	Volts	Joules	Amps	pF
Symbol	V <sub>WDC</sub>	V <sub>WAC</sub>	V <sub>B</sub>	V <sub>C</sub> <sup>+1</sup>	V <sub>C</sub> <sup>+2</sup>	E <sub>T</sub>	I <sub>P</sub>	C
SDV2012E5R5C180□PTF	5.5	4.0	10.0-14.0	18	23	0.005	3	18
SDV2012E180C101□PTF	18.0	12.7	22.0-28.0	40	48	0.05	20	100
SDV2012E220C101□PTF	22.0	15.6	26.0-34.0	45	54	0.05	20	100
SDV2012E260C800□PTF	26.0	18.4	31.0-38.0	58	70	0.05	20	80
SDV2012E300C500□PTF	30.0	21.3	37.0-46.0	65	78	0.05	15	50

### SDV0603H TYPE

Part Number	Max. Working Voltage		Varistor Voltage	Max. Clamping Voltage		Rated Single Pulse Transient		Typical Capacitance
	DC	AC RMS		8/20 $\mu$ s	ESD	Energy 10/1000 $\mu$ s	Peak Current 8/20 $\mu$ s	
Test Condition	<20 $\mu$ A		@1mA DC	8/20 $\mu$ s	ESD	Energy 10/1000 $\mu$ s	Peak Current 8/20 $\mu$ s	@0.5V <sub>rms</sub> , 1MHz
Units	Volts	Volts	Volts	Volts	Volts	Joules	Amps	pF
Symbol	V <sub>WDC</sub>	V <sub>WAC</sub>	V <sub>B</sub>	V <sub>C</sub> <sup>+1</sup>	V <sub>C</sub> <sup>+2</sup>	E <sub>T</sub>	I <sub>P</sub>	C
SDV0603H180C100□PTF	18.0	12.7	22.0-28.0	55	50	0.005	1	10
SDV0603H260C050YPTF	26.0	18.4	31.0-38.0	70	70	0.003	1	5

## SPECIFICATIONS

### SDV1005H TYPE

Part Number	Max. Working Voltage		Varistor Voltage	Max. Clamping Voltage		Rated Single Pulse Transient		Typical Capacitance
	DC	AC RMS		8/20 $\mu$ s	ESD	Energy 10/1000 $\mu$ s	Peak Current 8/20 $\mu$ s	
Test Condition	<20 $\mu$ A		@1mA DC	8/20 $\mu$ s	ESD	Energy 10/1000 $\mu$ s	Peak Current 8/20 $\mu$ s	@0.5V <sub>rms</sub> , 1MHz
Units	Volts	Volts	Volts	Volts	Volts	Joules	Amps	pF
Symbol	V <sub>WDC</sub>	V <sub>WAC</sub>	V <sub>B</sub>	V <sub>C</sub> <sup>*1</sup>	V <sub>C</sub> <sup>*2</sup>	E <sub>T</sub>	I <sub>P</sub>	C
SDV1005H140C120□PTF	14.0	10.0	16.0-22.0	30	39	0.005	2	12
SDV1005H180C050YPTF	18.0	12.7	22.0-28.0	40	48	0.005	2	5
SDV1005H180C100□PTF	18.0	12.7	22.0-28.0	40	48	0.005	2	10
SDV1005H220C050YPTF	22.0	15.6	26.0-34.0	45	54	0.005	2	5
SDV1005H220C100□PTF	22.0	15.6	26.0-34.0	45	54	0.005	2	10
SDV1005H220C120□PTF	22.0	15.6	26.0-34.0	45	54	0.005	2	12
SDV1005H260C030YPTF	26.0	18.4	31.0-38.0	58	70	0.003	1	3
SDV1005H260C100□PTF	26.0	18.4	31.0-38.0	58	70	0.005	2	10
SDV1005H260C120□PTF	26.0	18.4	31.0-38.0	58	70	0.005	2	12

### SDV1608H TYPE

Part Number	Max. Working Voltage		Varistor Voltage	Max. Clamping Voltage		Rated Single Pulse Transient		Typical Capacitance
	DC	AC RMS		8/20 $\mu$ s	ESD	Energy 10/1000 $\mu$ s	Peak Current 8/20 $\mu$ s	
Test Condition	<20 $\mu$ A		@1mA DC	8/20 $\mu$ s	ESD	Energy 10/1000 $\mu$ s	Peak Current 8/20 $\mu$ s	@0.5V <sub>rms</sub> , 1MHz
Units	Volts	Volts	Volts	Volts	Volts	Joules	Amps	pF
Symbol	V <sub>WDC</sub>	V <sub>WAC</sub>	V <sub>B</sub>	V <sub>C</sub> <sup>*1</sup>	V <sub>C</sub> <sup>*2</sup>	E <sub>T</sub>	I <sub>P</sub>	C
SDV1608H140C100□PTF	14.0	10.0	16.0-22.0	30	39	0.005	2	10
SDV1608H140C120□PTF	14.0	10.0	16.0-22.0	30	39	0.005	2	12
SDV1608H180C050YPTF	18.0	12.7	22.0-28.0	40	48	0.003	1	5
SDV1608H180C100□PTF	18.0	12.7	22.0-28.0	40	48	0.005	2	10
SDV1608H180C120□PTF	18.0	12.7	22.0-28.0	40	48	0.005	2	12
SDV1608H220C050YPTF	22.0	15.6	26.0-34.0	45	54	0.003	1	5
SDV1608H220C100□PTF	22.0	15.6	26.0-34.0	45	54	0.005	2	10
SDV1608H220C120□PTF	22.0	15.6	26.0-34.0	45	54	0.005	2	12
SDV1608H260C030YPTF	26.0	18.4	31.0-38.0	58	70	0.003	1	3
SDV1608H260C100□PTF	26.0	18.4	31.0-38.0	58	70	0.005	2	10
SDV1608H260C120□PTF	26.0	18.4	31.0-38.0	58	70	0.005	2	12
SDV1608H300C100□PTF	30.0	21.3	37.0-46.0	65	78	0.005	2	10
SDV1608H480C100□PTF	48.0	34.1	54.0-67.0	100	120	0.005	5	10

### SDV0603S TYPE

Part Number	Max. Working Voltage		Varistor Voltage	Max. Clamping Voltage		Rated Single Pulse Transient		Typical Capacitance
	DC	AC RMS		8/20 $\mu$ s	ESD	Energy 10/1000 $\mu$ s	Peak Current 8/20 $\mu$ s	
Test Condition	<20 $\mu$ A		@1mA DC	8/20 $\mu$ s	ESD	Energy 10/1000 $\mu$ s	Peak Current 8/20 $\mu$ s	@0.5V <sub>rms</sub> , 1MHz
Units	Volts	Volts	Volts	Volts	Volts	Joules	Amps	pF
Symbol	V <sub>WDC</sub>	V <sub>WAC</sub>	V <sub>B</sub>	V <sub>C</sub> <sup>*1</sup>	V <sub>C</sub> <sup>*2</sup>	E <sub>T</sub>	I <sub>P</sub>	C
SDV0603S5R5C050YPTF	5.5	4.0	31.0-38.0	70	70	0.003	1	5
SDV0603S5R5C100□PTF	5.5	4.0	22.0-28.0	45	48	0.005	1	10
SDV0603S090C050YPTF	9.0	6.4	31.0-38.0	70	70	0.003	1	5

## SPECIFICATIONS

### SDV1005S TYPE

Part Number	Max. Working Voltage		Varistor Voltage	Max. Clamping Voltage		Rated Single Pulse Transient		Typical Capacitance
	DC	AC RMS		8/20 $\mu$ s	ESD	Energy 10/1000 $\mu$ s	Peak Current 8/20 $\mu$ s	
Test Condition	<20 $\mu$ A		@1mA DC	8/20 $\mu$ s	ESD	Energy 10/1000 $\mu$ s	Peak Current 8/20 $\mu$ s	@0.5V <sub>rms</sub> , 1MHz
Units	Volts	Volts	Volts	Volts	Volts	Joules	Amps	pF
Symbol	V <sub>WDC</sub>	V <sub>WAC</sub>	V <sub>B</sub>	V <sub>C</sub> <sup>*1</sup>	V <sub>C</sub> <sup>*2</sup>	E <sub>T</sub>	I <sub>P</sub>	C
SDV1005S5R5C030YPTF	5.5	4.0	31.0-38.0	58	70	0.003	1	3
SDV1005S5R5C050YPTF	5.5	4.0	22.0-28.0	40	48	0.003	1	5
SDV1005S5R5C100□PTF	5.5	4.0	22.0-28.0	40	48	0.005	2	10
SDV1005S5R5C120□PTF	5.5	4.0	22.0-28.0	40	48	0.005	2	12
SDV1005S090C030YPTF	9.0	6.4	31.0-38.0	58	70	0.003	1	3
SDV1005S090C050YPTF	9.0	6.4	22.0-28.0	40	48	0.003	1	5
SDV1005S090C100□PTF	9.0	6.4	22.0-28.0	40	48	0.005	2	10
SDV1005S090C120□PTF	9.0	6.4	22.0-28.0	40	48	0.005	2	12
SDV1005S140C030YPTF	14.0	10.0	31.0-38.0	58	70	0.003	1	3
SDV1005S140C050YPTF	14.0	10.0	22.0-28.0	40	48	0.003	1	5
SDV1005S180C030YPTF	18.0	12.7	31.0-38.0	58	70	0.003	1	3

### SDV1608S TYPE

Part Number	Max. Working Voltage		Varistor Voltage	Max. Clamping Voltage		Rated Single Pulse Transient		Typical Capacitance
	DC	AC RMS		8/20 $\mu$ s	ESD	Energy 10/1000 $\mu$ s	Peak Current 8/20 $\mu$ s	
Test Condition	<20 $\mu$ A		@1mA DC	8/20 $\mu$ s	ESD	Energy 10/1000 $\mu$ s	Peak Current 8/20 $\mu$ s	@0.5V <sub>rms</sub> , 1MHz
Units	Volts	Volts	Volts	Volts	Volts	Joules	Amps	pF
Symbol	V <sub>WDC</sub>	V <sub>WAC</sub>	V <sub>B</sub>	V <sub>C</sub> <sup>*1</sup>	V <sub>C</sub> <sup>*2</sup>	E <sub>T</sub>	I <sub>P</sub>	C
SDV1608S5R5C030YPTF	5.5	4.0	31.0-38.0	58	70	0.003	1	3
SDV1608S5R5C050YPTF	5.5	4.0	22.0-28.0	40	48	0.003	1	5
SDV1608S5R5C100□PTF	5.5	4.0	22.0-28.0	40	48	0.005	2	10
SDV1608S5R5C120□PTF	5.5	4.0	22.0-28.0	40	48	0.005	2	12
SDV1608S090C030YPTF	9.0	6.4	31.0-38.0	58	70	0.003	1	3
SDV1608S090C050YPTF	9.0	6.4	22.0-28.0	40	48	0.003	1	5
SDV1608S090C100□PTF	9.0	6.4	22.0-28.0	40	48	0.005	2	10
SDV1608S090C120□PTF	9.0	6.4	22.0-28.0	40	48	0.005	2	12
SDV1608S140C030YPTF	14.0	10.0	31.0-38.0	58	70	0.003	1	3
SDV1608S140C050YPTF	14.0	10.0	22.0-28.0	40	48	0.003	1	5
SDV1608S180C030YPTF	18.0	12.7	31.0-38.0	58	70	0.003	1	3

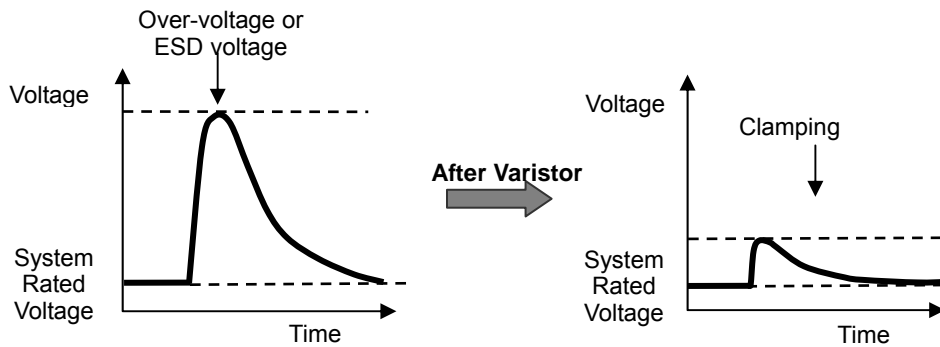
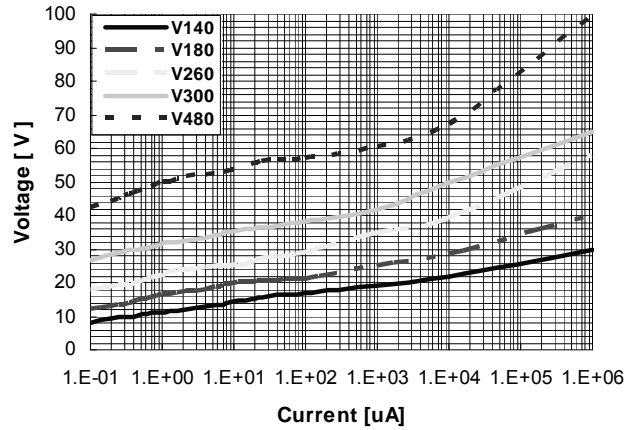
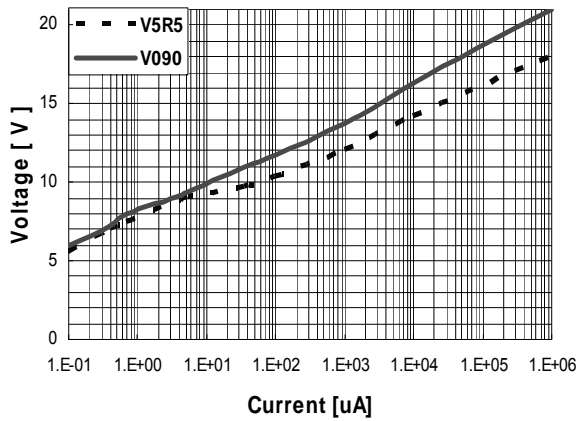
※\*1: V<sub>c</sub>, Maximum peak voltage across the varistor measured at a specified pulse current and waveform.

Energy Rating	Pulse & Waveform
0.00-0.05 Joule	1A, 8/20 $\mu$ s
0.10 Joule	2A, 8/20 $\mu$ s
0.20-0.50 Joule	5A, 8/20 $\mu$ s

※\*2: V<sub>c</sub>, Maximum peak voltage across the varistor measured at 30ns after initiation of pulse on IEC61000-4-2 30A/8kV. And products with other electrical characteristics can be provided upon customer's request. Please contact your local sales.

# TYPICAL ELECTRICAL CHARACTERISTICS

SDV-A/E/H series



## SPECIFICATIONS

Ultra low capacitance type (C=0.5pF, 1pF or 2pF)

Part Number	Max. Working Voltage		Varistor Voltage	Typical Capacitance	Min. Cut-off Frequency
	<20μA				
Test Condition	DC	AC RMS	@1mA DC	@0.5V <sub>rms</sub> , 1MHz	@-3dB
Units	Volts	Volts	Volts	pF	MHz
Symbol	V <sub>WDC</sub>	V <sub>WAC</sub>	V <sub>B</sub>	C	f <sub>0</sub>
SDV0603S5R5C0R5YPTF	5.5	4.0	100-160	0.5	2000
SDV0603S5R5C010YPTF	5.5	4.0	100-160	1	1250
SDV0603S5R5C020YPTF	5.5	4.0	60-80	2	600
SDV0603S090C0R5YPTF	9.0	6.4	100-160	0.5	2000
SDV0603S090C010YPTF	9.0	6.4	100-160	1	1250
SDV0603S090C020YPTF	9.0	6.4	60-80	2	600
SDV1005H260C0R5YPTF	26.0	18.4	100-160	0.5	2000
SDV1005H260C010YPTF	26.0	18.4	100-160	1	1250
SDV1005H260C020YPTF	26.0	18.4	60-80	2	600
SDV1005S5R5C0R5YPTF	5.5	4.0	100-160	0.5	2000
SDV1005S5R5C010YPTF	5.5	4.0	100-160	1	1250
SDV1005S5R5C020YPTF	5.5	4.0	60-80	2	600
SDV1005S090C0R5YPTF	9.0	6.4	100-160	0.5	2000
SDV1005S090C010YPTF	9.0	6.4	100-160	1	1250
SDV1005S090C020YPTF	9.0	6.4	60-80	2	600
SDV1005S140C0R5YPTF	14.0	10.0	100-160	0.5	2000
SDV1005S140C010YPTF	14.0	10.0	100-160	1	1250
SDV1005S140C020YPTF	14.0	10.0	60-80	2	600
SDV1005S180C0R5YPTF	18.0	12.7	100-160	0.5	2000



Specifications subject to change without notice. Please check our website for latest information. Revised 2017/05/02

Sunlord Industrial Park, Dafuyuan Industrial Zone, Guanlan, Shenzhen, China 518110 Tel: 0086-755-29832660 Fax: 0086-755-82269029 E-Mail: sunlord@sunlordinc.com



# SPECIFICATIONS

Ultra low capacitance type (C=0.5pF, 1pF or 2pF)

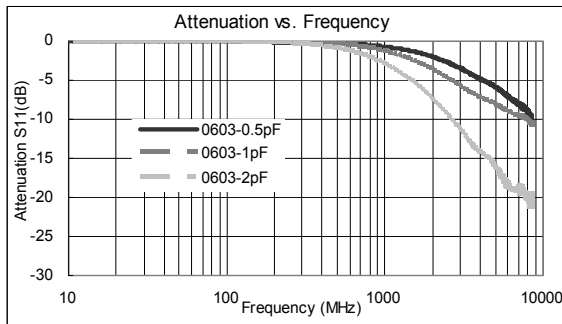
Part Number	Max. Working Voltage		Varistor Voltage	Typical Capacitance	Min. Cut-off Frequency
	<20 $\mu$ A				
Test Condition	DC	AC RMS	@1mA DC	@0.5V <sub>rms</sub> , 1MHz	@-3dB
Units	Volts	Volts	Volts	pF	MHz
Symbol	V <sub>WDC</sub>	V <sub>WAC</sub>	V <sub>B</sub>	C	f <sub>0</sub>
SDV1005S180C010YPTF	18.0	12.7	100-160	1	1250
SDV1005S180C020YPTF	18.0	12.7	60-80	2	600
SDV1608H260C0R5YPTF	26.0	18.4	100-160	0.5	2000
SDV1608H260C010YPTF	26.0	18.4	100-160	1	1250
SDV1608H260C020YPTF	26.0	18.4	60-80	2	600
SDV1608S5R5C0R5YPTF	5.5	4.0	100-160	0.5	2000
SDV1608S5R5C010YPTF	5.5	4.0	100-160	1	1250
SDV1608S5R5C020YPTF	5.5	4.0	60-80	2	600
SDV1608S090C0R5YPTF	9.0	6.4	100-160	0.5	2000
SDV1608S090C010YPTF	9.0	6.4	100-160	1	1250
SDV1608S090C020YPTF	9.0	6.4	60-80	2	600
SDV1608S140C0R5YPTF	14.0	10.0	100-160	0.5	2000
SDV1608S140C010YPTF	14.0	10.0	100-160	1	1250
SDV1608S140C020YPTF	14.0	10.0	60-80	2	600
SDV1608S180C0R5YPTF	18.0	12.7	100-160	0.5	2000
SDV1608S180C010YPTF	18.0	12.7	100-160	1	1250
SDV1608S180C020YPTF	18.0	12.7	60-80	2	600

※: Products with other electrical characteristics can be provided upon customer's request. Please contact your local sales.

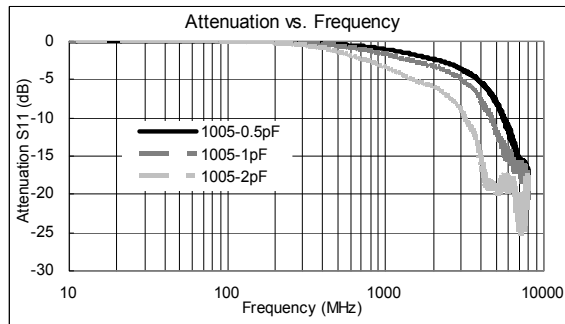
# TYPICAL ELECTRICAL CHARACTERISTICS

Ultra low capacitance type: SDV0603/SDV1005/SDV1608 series, C=0.5pF, 1pF, 2pF

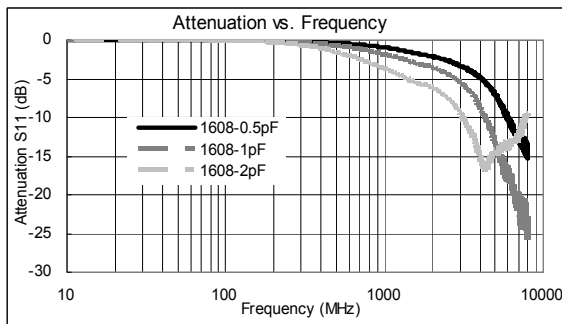
SDV0603 series



SDV1005 series



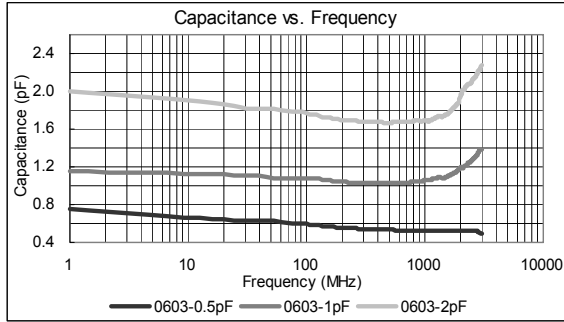
SDV1608 series



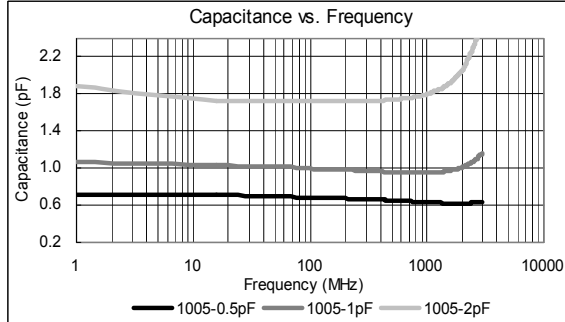
# TYPICAL ELECTRICAL CHARACTERISTICS

Ultra low capacitance type: SDV0603/SDV1005/SDV1608 series, C=0.5pF, 1pF, 2pF

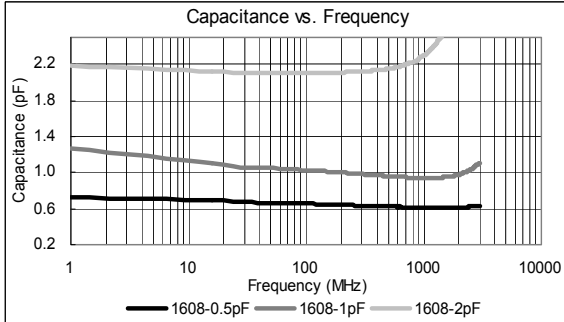
## SDV0603 series



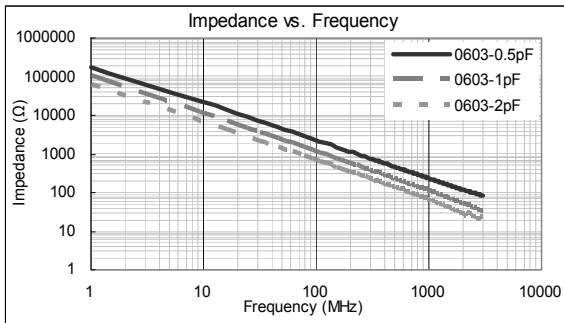
## SDV1005 series



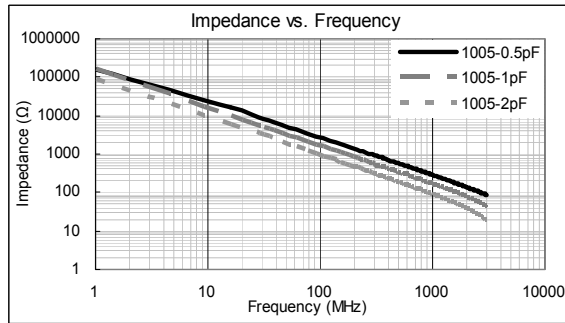
## SDV1608 series



## SDV0603 series



## SDV1005 series



## SDV1608 series

