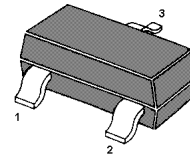


MMBTSA733

PNP Silicon Epitaxial Planar Transistor

for switching and AF amplifier applications.

The transistor is subdivided into five groups R, O, Y, P and L, according to its DC current gain. As complementary type the NPN transistor MMBTSC945 is recommended.



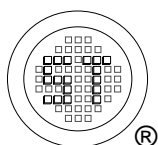
1. Base 2. Emitter 3. Collector
TO-236 Plastic Package

Absolute Maximum Ratings ($T_a = 25\text{ }^\circ\text{C}$)

Parameter	Symbol	Value	Unit
Collector Base Voltage	$-V_{CBO}$	60	V
Collector Emitter Voltage	$-V_{CEO}$	50	V
Emitter Base Voltage	$-V_{EBO}$	5	V
Collector Current	$-I_C$	150	mA
Power Dissipation	P_{tot}	200	mW
Junction Temperature	T_j	150	$^\circ\text{C}$
Storage Temperature Range	T_{stg}	- 55 to + 150	$^\circ\text{C}$

Characteristics at $T_{amb}=25\text{ }^\circ\text{C}$

Parameter	Symbol	Min.	Typ.	Max.	Unit	
DC Current Gain at $-V_{CE} = 6\text{ V}$, $-I_C = 1\text{ mA}$ Current Gain Group	R	h_{FE}	40	-	80	-
	O	h_{FE}	70	-	140	-
	Y	h_{FE}	120	-	240	-
	P	h_{FE}	200	-	400	-
	L	h_{FE}	350	-	700	-
Collector Base Cutoff Current at $-V_{CB} = 60\text{ V}$	$-I_{CBO}$	-	-	100	nA	
Emitter Base Cutoff Current at $-V_{EB} = 5\text{ V}$	$-I_{EBO}$	-	-	100	nA	
Collector Base Breakdown Voltage at $-I_C = 100\text{ }\mu\text{A}$	$-V_{(BR)CBO}$	60	-	-	V	
Collector Emitter Breakdown Voltage at $-I_C = 10\text{ mA}$	$-V_{(BR)CEO}$	50	-	-	V	
Emitter Base Breakdown Voltage at $-I_E = 10\text{ }\mu\text{A}$	$-V_{(BR)EBO}$	5	-	-	V	
Collector Emitter Saturation Voltage at $-I_C = 100\text{ mA}$, $-I_B = 10\text{ mA}$	$-V_{CE(sat)}$	-	-	0.3	V	
Base Emitter Voltage at $-V_{CE} = 6\text{ V}$, $-I_C = 1\text{ mA}$	$-V_{BE(on)}$	0.5	-	0.8	V	
Gain Bandwidth Product at $-V_{CE} = 6\text{ V}$, $-I_C = 10\text{ mA}$	f_T	-	180	-	MHz	
Output Capacitance at $-V_{CB} = 10\text{ V}$, $f = 1\text{ MHz}$	C_{ob}	-	2.8	-	pF	



SEMTECH ELECTRONICS LTD.



ISO/TS 16949 : 2009 Certificate No. 160713000
 ISO14001 : 2004 Certificate No. 7116
 ISO 9001 : 2008 Certificate No. 60713410
 BS-OHSAS 18001 : 2007 Certificate No. 7116
 IECQ QC 080000 Certificate No. PFC-18P14-1483-1

Dated: 16/03/2015 Rev: 01

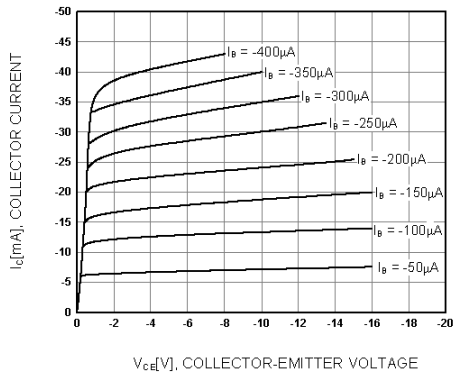


Figure 1. Static Characteristic

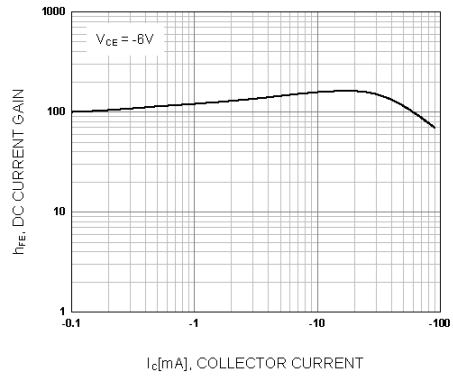


Figure 2. DC current Gain

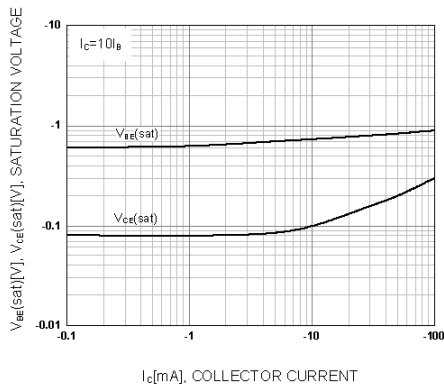


Figure 3. Base-Emitter Saturation Voltage
Collector-Emitter Saturation Voltage

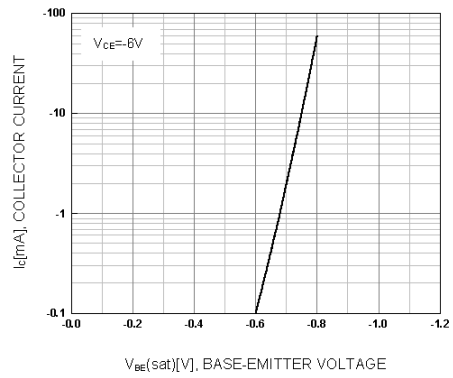


Figure 4. Base-Emitter On Voltage

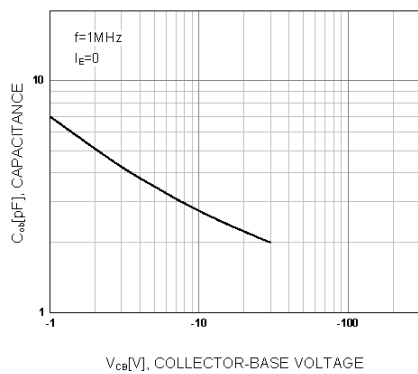


Figure 5. Collector Output Capacitance

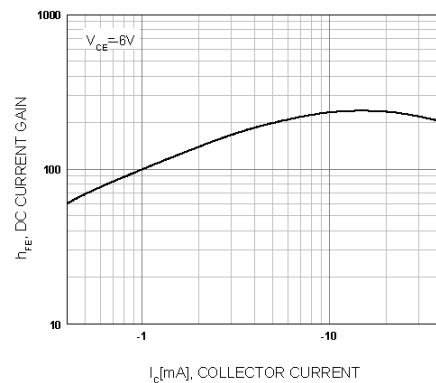
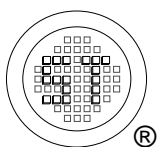


Figure 6. Current Gain Bandwidth Product



SEMTECH ELECTRONICS LTD.

