



Part number	L0(μH) Inductance ±20% @0A(μH)	Rdc (mΩ) @25°C		Heat Rating Current DC Amps. Idc (A)	Saturation Current DC Amps Isat (A)
		Typ.	Max.	Typ.	Typ.
MCW-0624-R10-N2	0.10	1.60	1.85	22.50	60.00
MCW-0624-R20-N2	0.20	2.60	3.20	17.00	33.00
MCW-0624-R22-N2	0.22	2.60	3.20	16.00	33.00
MCW-0624-R33-N2	0.33	3.50	4.10	15.00	24.00
MCW-0624-R47-N2	0.47	4.50	5.10	13.00	21.00
MCW-0624-R56-N2	0.56	5.90	6.50	12.00	17.00
MCW-0624-R82-N2	0.82	8.30	9.50	10.00	15.50
MCW-0624-1R0-N2	1.00	11.20	13.50	9.00	15.00
MCW-0624-1R5-N2	1.50	17.00	20.00	8.00	11.00
MCW-0624-2R2-N2	2.20	23.00	28.00	6.00	9.00
MCW-0624-3R3-N2	3.30	31.00	39.00	5.00	7.00
MCW-0624-4R7-N2	4.70	41.00	50.00	4.50	6.00
MCW-0624-5R6-N2	5.60	51.00	60.00	4.00	6.00
MCW-0624-6R8-N2	6.80	57.00	70.00	4.00	5.00
MCW-0624-8R2-N2	8.20	78.00	86.00	3.50	5.00
MCW-0624-100-N2	10.00	92.00	101.00	3.10	4.00
MCW-0624-150-N2	15.00	145.00	160.00	2.50	3.30

※Note:

- All test data is reference to 25°C ambient.
- Test Condition: 100KHz, 1.0Vrms
- Idc: DC current (A) that will cause an approximate ΔT of 40°C
- Isat : DC current (A) that will cause L0 to drop approximately 30%
- Operat between temperature range -55°C to +125°C

The part temperature (ambient + temp rise) should not exceed 125°C under the worst case operating conditions.Circuit design, component.PWB trace size and thickness, airflow and other cooling provision all affect the part temperature.Part temperature should be verified in the end application.

- The rated current as listed is either the saturation current or the heating current depending on which value is lower.

※ Regulation of Part number

$$\underset{\textcircled{1}}{MC} \underset{\textcircled{2}}{W} = \underset{\textcircled{3}}{0624} = \underset{\textcircled{4}}{2R2} = \underset{\textcircled{5}}{N} \underset{\textcircled{6}}{2}$$

- ① Molding Choke;
- ② Mold Categories:W;
- ③ Dimensions(unit:mm):6.0x6.0x2.4;

- ④ Inductance Value:2R2=2.2μH;
- ⑤ The Material Code;
- ⑥ Material Type;

※ Features

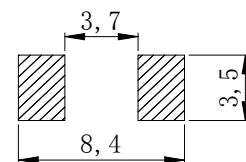
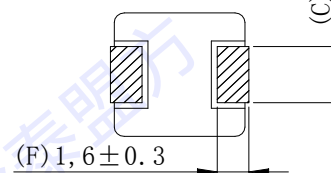
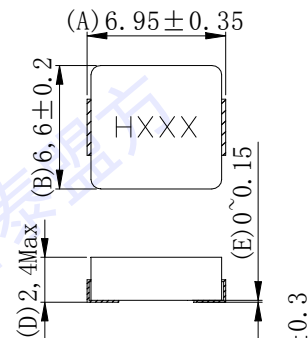
- High performance (Isat) realize by metal dust core.
- Low profile:Thickness max.2.4mm
- Low loss and low resistance
- Capable of corresponding high frequency (1MHz)
- 100% lead (Pb) free meet RoHS sta



※ Application

- DC/DC converters for laptop motherboards/CPU
- Thin type of on-board power supply module for Voltage regulator VRM for server

※ Dimensions in inches (unit:mm)



Suggested pad layout
Dimensions are in mm