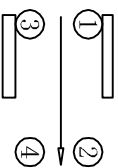
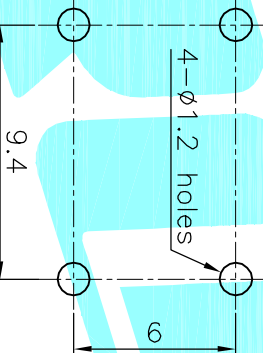
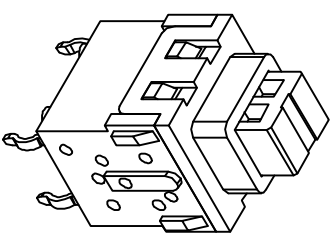
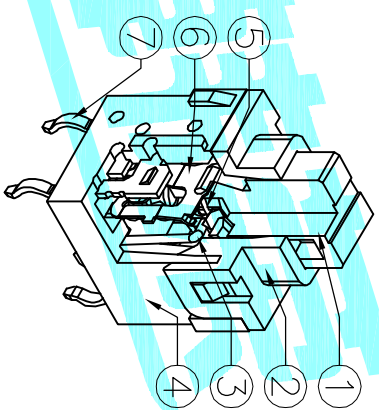


PCB Layout(Pattern Side)



Circuit Diagram



NO.	Operating Type	Part No.	Part No.
1	Push To Lock	K8-1112D-L1	K8-1112D-L2
2	Push No Lock	K8-1112D-N1	K8-1112D-N2
3	Push No Sound No Lock	K8-1112D-NN	K8-1112D-NN2

⑦	Terminal	4	Brass strip	Plating silver		
⑥	Contact	2	Phosphor bronze	Plating silver		
⑤	Spring	1	SUS	Natural		
④	Base	1	PBT	Black		
③	Crochet Needle	1	SUS	Natural		
②	Cover	1	POM	White		
①	Knob	1	PA66	White		
ITEM	PART NAME	TER'NO.	QTY.	MATERIAL	FINISHING	REMARK
APPROVALS		DATE				
DRAWN		J.X.Zhang	2013/10/22	ELECTRONICS CO.,LTD		
CHECKED				HROD		
APPROVALS				TITLE: PUSHBUTTON SWITCHS		
TOLERANCES ARE		30~125H/k7	±0.30	ANGLE	PART NO.	SCALE: 1:1
		10~30	±0.20			PROJ:
		5~10	±0.15	±2'	DRAWING NO.	SHEET 1 OF 1
		~5	±0.10			

ECN NO.	REV.	DATE.	DESCRIPTION.	CHANGE.	CHECK.	APPRO.
	A		NEW			