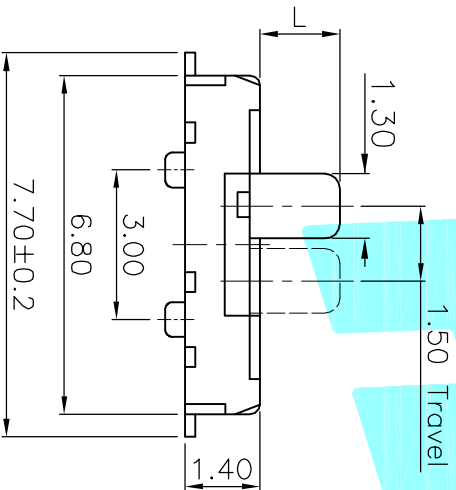
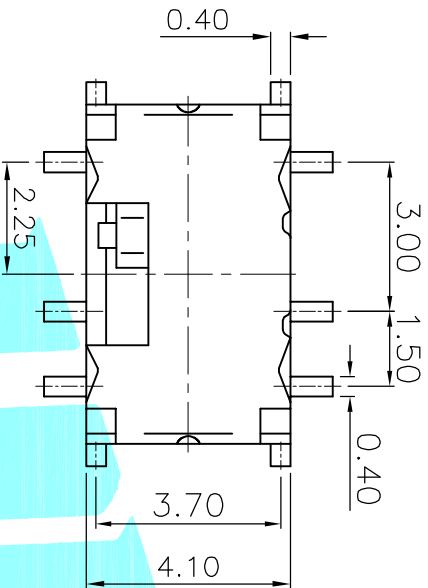
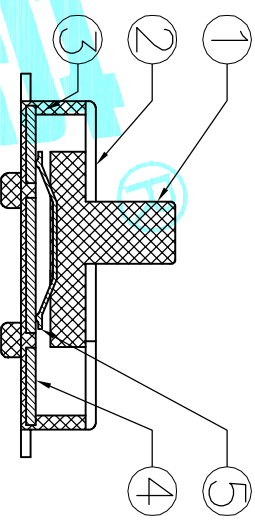
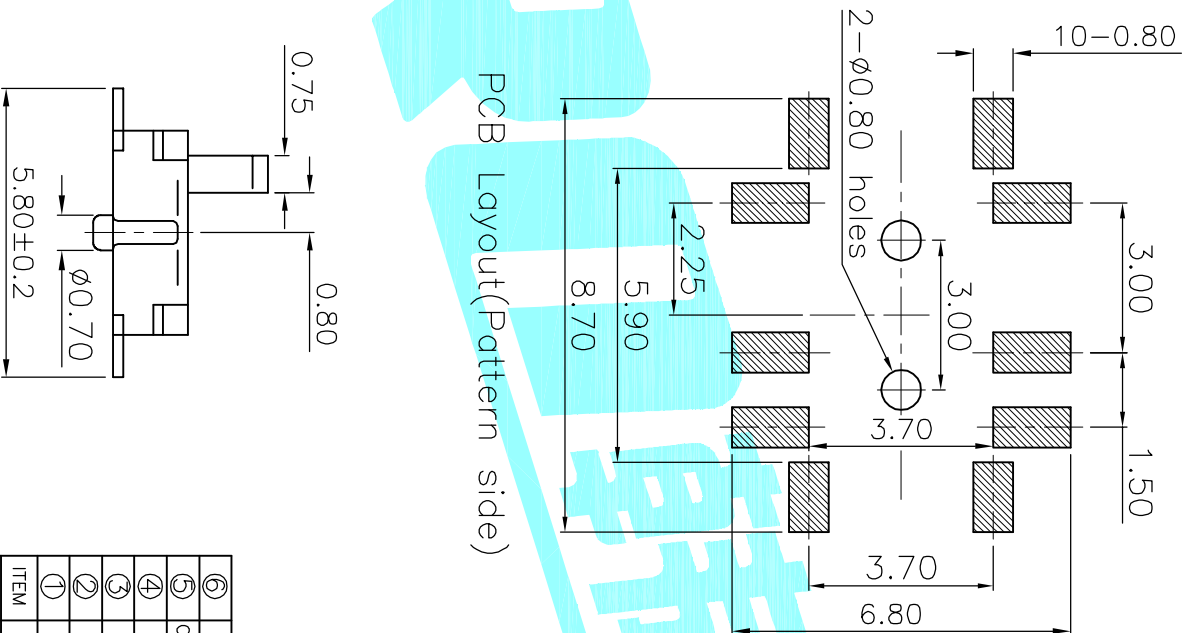


Circuit Diagram



PCB Layout (Pattern side)



PART NO.	L	Operating force
K3-2258S-E1	1.5	300±150gf
K3-2258S-F1	2	

ITEM	PART NAME	TER'NO.	QTY.	MATERIAL	FINISHING	REMARK
⑥	Spring Plate	—	1	SUS	Natural	—
⑤	Contact Spring	—	2	Phosphor Bronze	Ag Plated	—
④	Terminal	—	6	Brass Strip	Ag Plated	—
③	Base	—	1	LCP	Black	—
②	Cover	—	1	Phosphor Bronze	Ag Plated	—
①	Knob	—	1	NYLON	Black	—

APPROVALS		DATE	TITLE: TOGGLE SWITCHES	
DRAWN	J.X.Zhang	2013/10/9	ELECTRONICS CO.,LTD	

ECN NO.	REV.	DATE.	DESCRIPTION.	CHANGE.	CHECK.	APPRO.
	A		NEW			
TOLERANCES ARE						
		30~0.15	±0.30	ANGLE		PROJ.
		10~30	±0.20			
		5~10	±0.15			
		~5	±0.10	±2'	DRAWING NO.	SHEET 1 OF 1