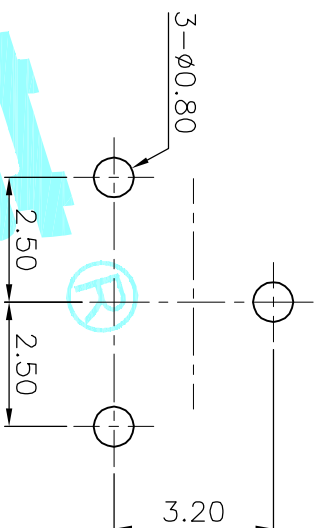
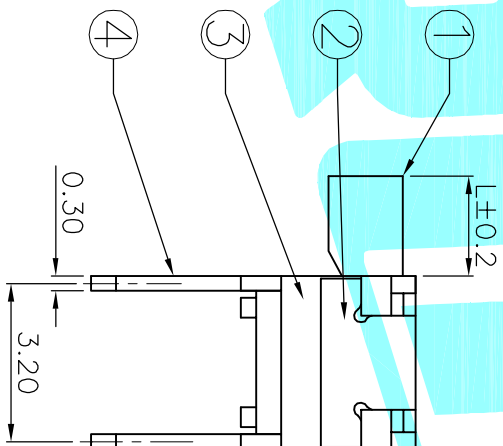
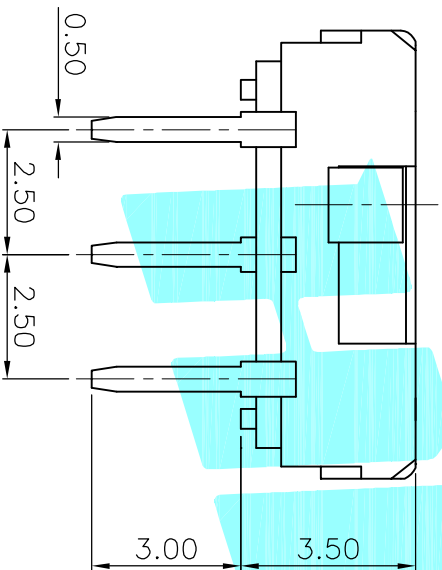


CIRCUIT DIAGRAM  
C : COMMON PIN



HOLE LAYOUT



PART NO.	L	Operating force
K3-1245D-F1	2	200±100gf
K3-1245D-K2	3	
K3-1245D-L2	4	

ITEM	PART NAME	TER'NO.	QTY.	MATERIAL	FINISHING	REMARK
⑤	Contact Spring	—	2	Beryllium copper	Ag Plated	—
④	Terminal	—	3	Brass Strip	Ag Plated	—
③	Base	—	1	NYLON	Black	—
②	Cover	—	1	SUS	Natural	—
①	KNOB	—	1	NYLON	White	—

APPROVALS		DATE	TITLE:	
DRAWN	J.X.Zhang	2013/9/24	TOGGLE SWITCHES	
CHECKED			ELECTRONICS CO.,LTD	

ECN NO.	REV.	DATE.	DESCRIPTION.	CHANGE.	CHECK.	APPRO.
—	A	—	NEW	—	—	—
<p>APPROVALS</p> <p>TOLERANCES ARE 30~125μm ±0.30 ANGLE PART NO. K3-1245D 10~30 ±0.20 UNIT: mm SCALE: 1:1 PROJ: </p> <p>5~10 ±0.15 ±2 DRAWING NO. SHEET 1 OF 1</p>						