

【*】[®] 慈溪市东威电子有限公司

CIXI CITY DONGWEI ELECTRONICS CO., LTD

SPECIFICATION

客 户

CUSTOMER: _____

品 名

TITLE:

拨码开关 (DIP SWITCH)

型 号

PART ON.:





HAM-06HWA-R

客 户 型 号

CUSTOMER PART NO. : _____

日 期

DATE: _____

制 样 DESIGNED BY	审 核 CHECKED BY	批 准 APPROVED BY	送样印 SENDING PRINT
			
客 户 确 认 CUSTOMER APPROVAL		承 认 印 APPD PRINT	

地址：浙江省慈溪市逍林青春路245号

Add: No#245 qingchun road, xiaolin, cixi, zhejiang

电话(Tel): +86-574-63501386 63501528

传真(Fax): +86-574-63500156


邮编(P. C.): 315321

[Http://www.tonver.com](http://www.tonver.com)

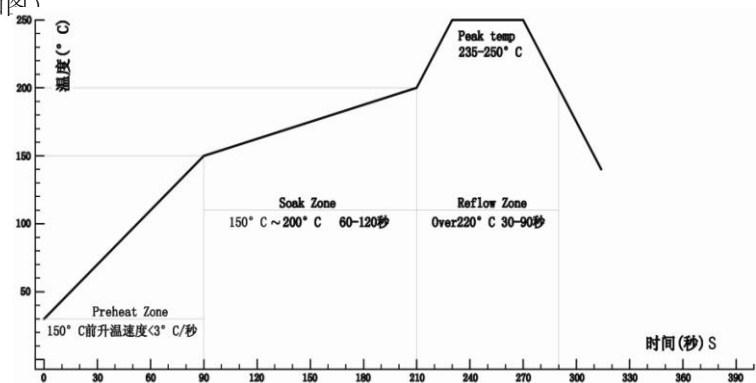
E-mail: tonver@tonver.com



制品规格 SPECIFICATIONS OF PRODUCTS

文件编号 DOCUMENT NO.	DW-SP-011-06	发行日期 ISSUED DATE	2012-4-17	版本: 2.0 VERSION	页次: 3/4 PAGE
项目 ITME					性能 PERFORMANCE
5.3	使用温度 OPERATING TEMPERATURE:				-20°C ~ +70°C
5.4	储存温度 STORAGE TEMPERATURE:				-40°C ~ +85°C
5.5	可焊性 SOLDERABILITY:				After flux 230±5°C for 5 ±0.5seconds, 95%coverage
5.6	耐焊接热 RESISTANCE TO SOLDERING HEAT:				260±5°C for 5±1seconds

6. 焊接和清洗 SOLDERING AND CLEANING PROCESSES

6.1	在所有操作过程中, 请确保开关在OFF位置	Keep all switch contacts in their "OFF" position for all operations
6.2	波焊: 推荐焊接焊锡温度为500° F(260°C), 最多5秒	WAVE SOLDERING: Recommended solder temperature at 500° F(260°C) max.5 seconds
6.3	手焊: 使用30W烙铁控制温度在350°C, 焊接时间大约5秒钟	HAND SOLDERING: Use a soldering iron of 30 Watts controlled at 350°C approximately 5 seconds. While
6.4	回流焊: (SMT型) 回流炉最高温度为250°C, 温度为250°C时, 最长不超过10秒 (如图)	Reflow Soldering Profile: (reference) 

7. 产品包装 PACKING

7.1	所有拨码产品皆以IC管形式包装 HA系列包装资料	All Code Switches are shipped in standard IC tube Packing of HA				
		系列 SERIES	开关位数 NO.of POS	每管数量 PER TUBE	每小箱数量 PER BOX	外箱包装 PERCTN 6 BOXES 55.5×30.5×40CM
	HA	1	130PCS	13000PCS		
	HA	2	77PCS	7700PCS		
	HA	3	55PCS	5500PCS		
	HA	4	42PCS	4200PCS		
	HA	5	34PCS	3400PCS		
	HA	6	29PCS	2900PCS		
	HA	7	25PCS	2500PCS		
	HA	8	22PCS	2200PCS		
	HA	9	20PCS	2000PCS		
	HA	10	18PCS	1800PCS		
HA	12	15PCS	1500PCS			



制品规格 SPECIFICATIONS OF PRODUCTS

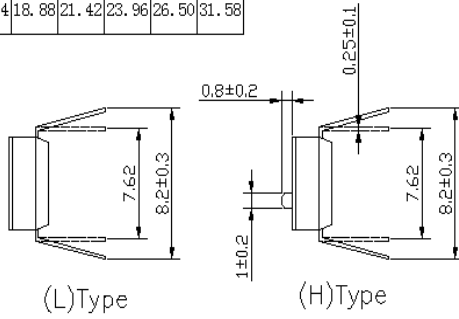
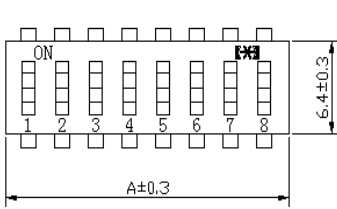
文件编号 DOCUMENT NO.	DW-SP-011-06	发行日期 ISSUED DATE	2012-4-17	版本: 2.0 VERSION	页次: 4/4 PAGE
----------------------	--------------	---------------------	-----------	--------------------	-----------------

8. 产品外形及装配图纸 SHAPE AND ASSEMBLY SIZE

DIMENSION A (General tolerance: ± 0.3)

POSITIONS	1	2	3	4	5	6	7	8	9	10	12
A	3.64	6.18	8.72	11.26	13.80	16.34	18.88	21.42	23.96	26.50	31.58

HAM DIMENSIONS Unit:mm



ITEM	DES	MATERIALS	TREATMENT
1	COVER	ENGINEERING PLASTICS	BLACK
2	BASE	ENGINEERING PLASTICS	BLACK
3	KEY	ENGINEERING PLASTICS	WHITE
4	TERMINAL	ALLOY COPPER	PLATING GOLD

