

# ES1AD THRU ES1MD

## Surface Mount Superfast Recovery Rectifier

Reverse Voltage - 50 to 1000 V

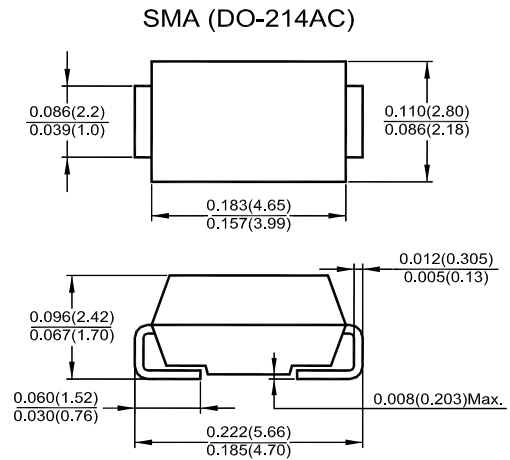
Forward Current - 1 A

### Features

- Glass passivated junction
- Plastic package has Underwriters Laboratories Flammability Classification 94V-0
- Easy pick and place
- For surface mounted applications
- Low profile package
- Built-in strain relief
- Superfast recovery times for high efficiency

### Mechanical Data

- **Case:** SMA (DO-214AC), molded plastic
- **Terminals:** Solder plated, solderable per MIL-STD-750, Method 2026 guaranteed
- **Polarity:** Color band denotes cathode end

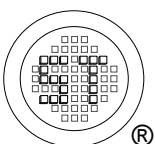


Dimensions in inches and (millimeters)

### Absolute Maximum Ratings and Characteristics

Ratings at 25°C ambient temperature unless otherwise specified. Single phase, half wave, 60 Hz, resistive or inductive load. For capacitive load, derate current by 20%.

Parameter	Symbols	ES1AD	ES1BD	ES1CD	ES1DD	ES1ED	ES1GD	ES1JD	ES1KD	ES1MD	Units
	Marking	ES1A	ES1B	ES1C	ES1D	ES1E	ES1G	ES1J	ES1K	ES1M	-
Maximum Recurrent Peak Reverse Voltage	$V_{RRM}$	50	100	150	200	300	400	600	800	1000	V
Maximum RMS Voltage	$V_{RMS}$	25	70	105	140	210	280	420	560	700	V
Maximum DC Blocking Voltage	$V_{DC}$	50	100	150	200	300	400	600	800	1000	V
Maximum Average Forward Rectified Current	$I_{F(AV)}$	1									A
Peak Forward Surge Current 8.3 ms Single Half Sine Wave Superimposed on Rated Load (JEDEC Method)	$I_{FSM}$	30									A
Maximum Forward Voltage at 1 A	$V_F$	1			1.3		1.7			V	
Maximum Reverse Current at Rated DC Blocking Voltage	$I_R$	at $T_J = 25^\circ\text{C}$				5					$\mu\text{A}$
		at $T_J = 125^\circ\text{C}$				50					
Typical Junction Capacitance at $V_R = 4\text{ V}$ , $f = 1\text{ MHz}$	$C_J$	10									pF
Typical Reverse Recovery Time at $I_F = 0.5\text{ A}$ , $I_R = 1\text{ A}$ , $I_{rr} = 0.25\text{ A}$	$t_{rr}$	35									ns
Typical Thermal Resistance	$R_{\theta JL}$ $R_{\theta JA}$					35 85					$^\circ\text{C/W}$
Operating Junction and Storage Temperature Range	$T_J, T_{stg}$	- 55 to + 150									$^\circ\text{C}$



**SEMTECH ELECTRONICS LTD.**



Dated : 10/03/2016 JG Rev:01

# ES1AD THRU ES1MD

FIG. 1 MAXIMUM FORWARD CURRENT DERATING CURVE

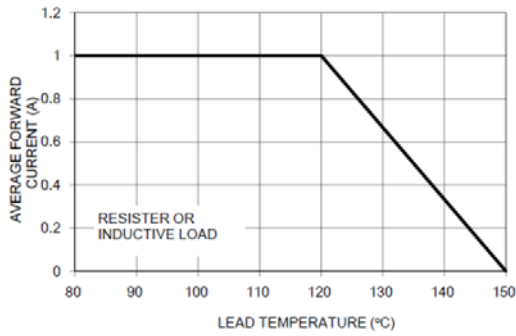


FIG. 2 TYPICAL INSTANTANEOUS FORWARD CHARACTERISTICS

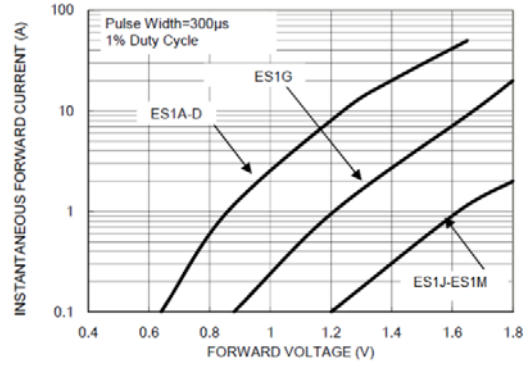


FIG. 3 MAXIMUM NON-REPETITIVE FORWARD PEAK SURGE CURRENT

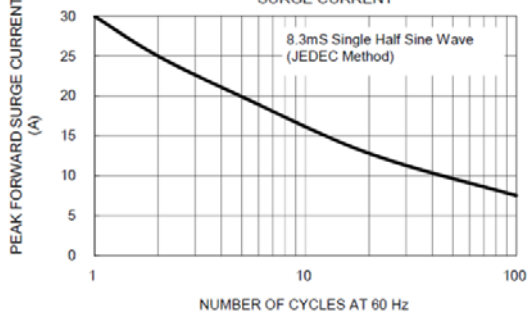


FIG. 4 TYPICAL REVERSE CHARACTERISTICS

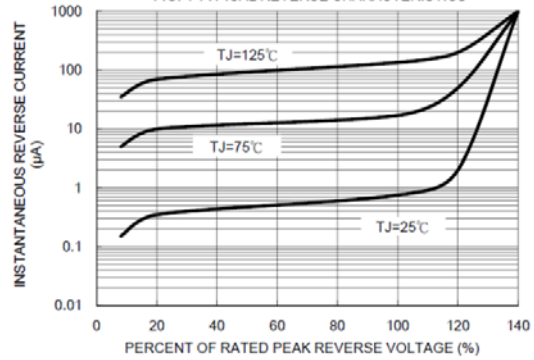
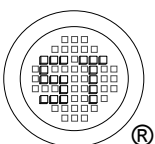
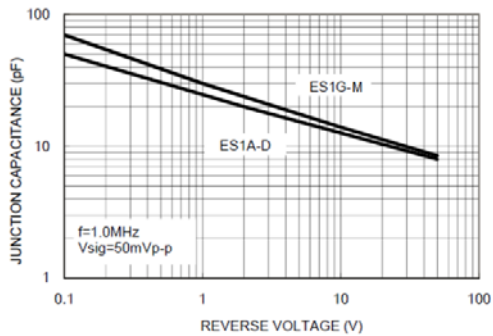


FIG. 5 TYPICAL JUNCTION CAPACITANCE



**SEMTECH ELECTRONICS LTD.**



ISO/TS 18649:2008  
Certificate No. 18071309



ISO 14001:2004  
Certificate No. 7116



ISO 9001:2008  
Certificate No. 50719410



BS-OHSAS 18001:2007  
Certificate No. 7116



IECQ QC 080000  
Certificate No. PRC-HSPM-1484