

## Features

- Protects one I/O or Power Line
- Completely Compatible with SOD923
- Low Clamping Voltage
- Working Voltage: 5V
- Low Leakage Current
- Response Time is Typically < 1 ns

## IEC COMPATIBILITY (EN61000-4)

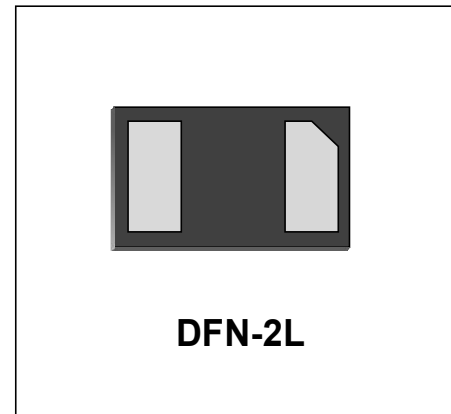
- IEC 61000-4-2 (ESD)  $\pm 15\text{kV}$  (air),  $\pm 10\text{kV}$  (contact)
- IEC 61000-4-4 (EFT) 40A (5/50ns)

## Mechanical Characteristics

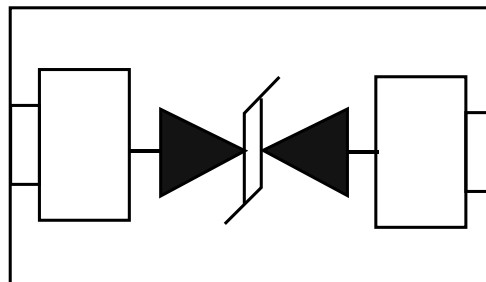
- JEDECDFN-2L package (0402 size)
- Molding compound flammability rating: UL 94V-0
- Marking : Marking Code
- RoHS Compliant

## Applications

- Cellular Handsets & Accessories
- Personal Digital Assistants (PDAs)
- Notebooks & Handhelds
- Portable Instrumentation
- Digital Cameras
- MP3 Players



## Schematic & PIN Configuration

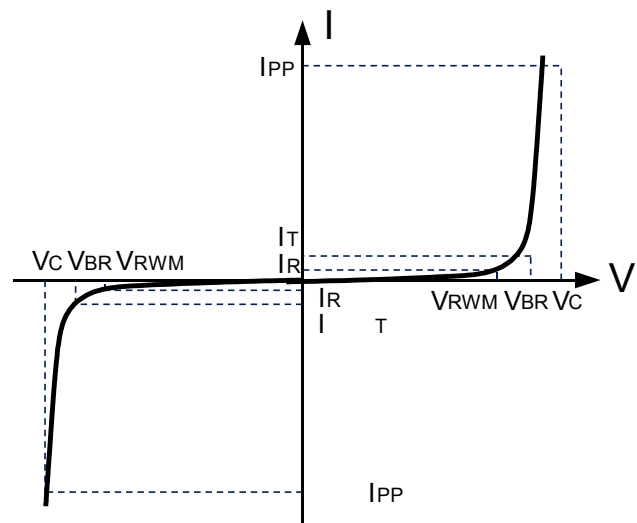


Bi irectional

Absolute Maximum Rating			
Rating	Symbol	Value	Units
Peak Pulse Power ( $t_p = 8/20\mu s$ )	$P_{PP}$	100	Watts
Peak Forward Voltage ( $I_F = 1A$ , $t_p = 8/20\mu s$ )	$V_{FP}$	1.5	V
Operating Temperature	$T_J$	-55 to + 125	°C
Storage Temperature	$T_{STG}$	-55 to +150	°C

### Electrical Parameters (T=25°C)

Symbol	Parameter
$I_{PP}$	Maximum Reverse Peak Pulse Current
$V_C$	Clamping Voltage @ $I_{PP}$
$V_{RWM}$	Working Peak Reverse Voltage
$I_R$	Maximum Reverse Leakage Current @ $V_{RWM}$
$V_{BR}$	Breakdown Voltage @ $I_T$
$I_T$	Test Current
$I_F$	Forward Current
$V_F$	Forward Voltage @ $I_F$



### Electrical Characteristics

BDFN2C051L						
Parameter	Symbol	Conditions	Minimum	Typical	Maximum	Units
Reverse Stand-Off Voltage	$V_{RWM}$				5.0	V
Reverse Breakdown Voltage	$V_{BR}$	$I_T=1mA$	6.0			V
Reverse Leakage Current	$I_R$	$V_{RWM}=5V$ , $T=25^\circ C$			0.5	$\mu A$
Peak Pulse Current	$I_{PP}$	$t_p=8/20\mu s$			3	A
Clamping Voltage	$V_C$	$I_{PP}=1A$ , $t_p=8/20\mu s$			9.5	V
Clamping Voltage	$V_C$	$I_{PP}=4A$ , $t_p=8/20\mu s$		11		V
Junction Capacitance	$C_j$	$V_R=0V$ , $f=1MHz$		1.5		pF

# Typical Characteristics

Figure 1: Peak Pulse Power Vs Pulse Time

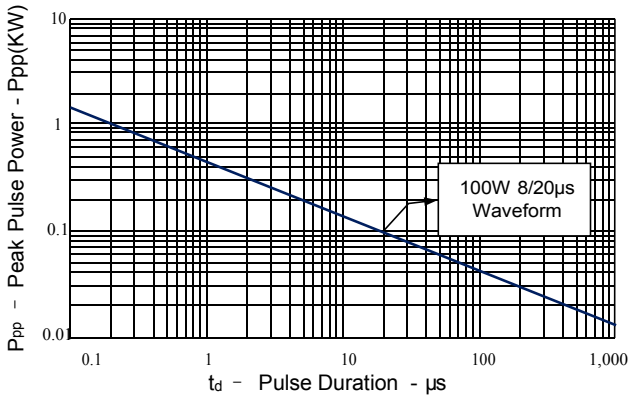


Figure 2: Power Derating Curve

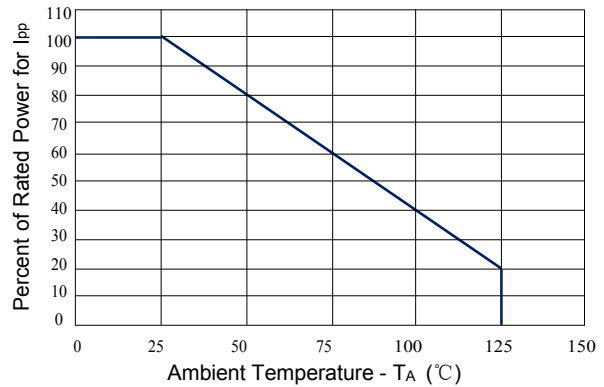


Figure 3: Clamping Voltage vs. Peak Pulse Current

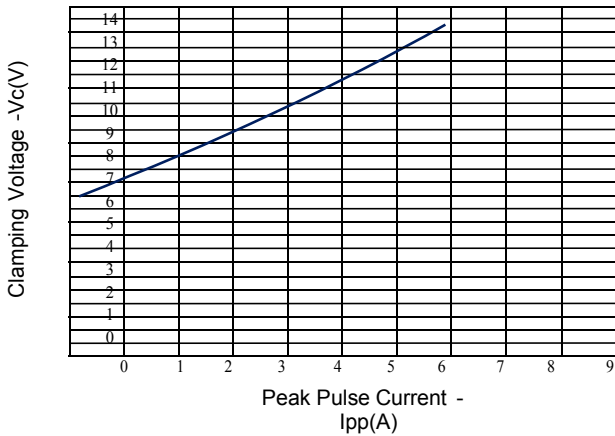


Figure 4: Normalized Junction Capacitance vs. Reverse Voltage

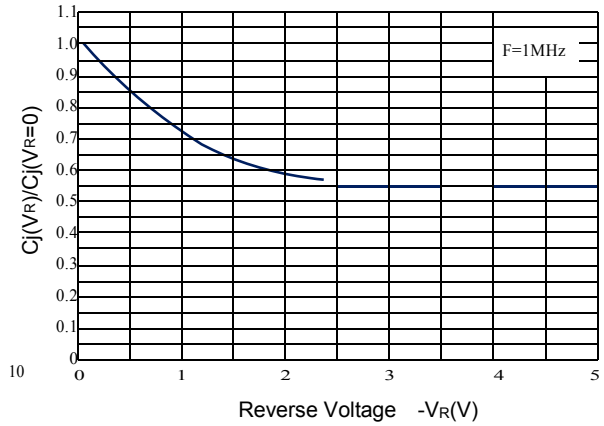


Figure 5: Pulse Waveform

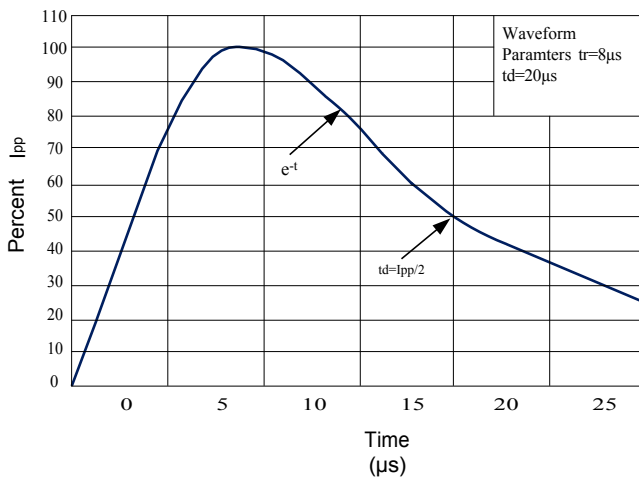
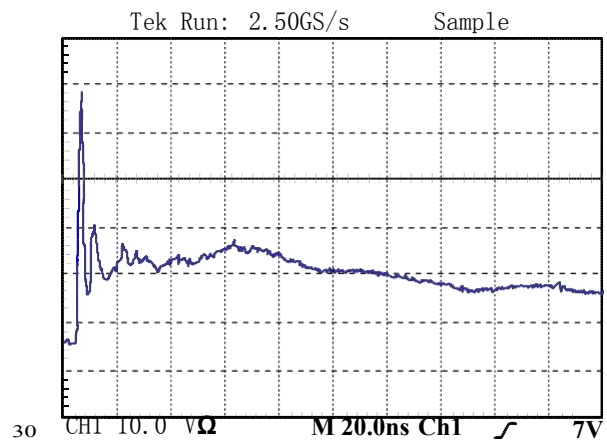
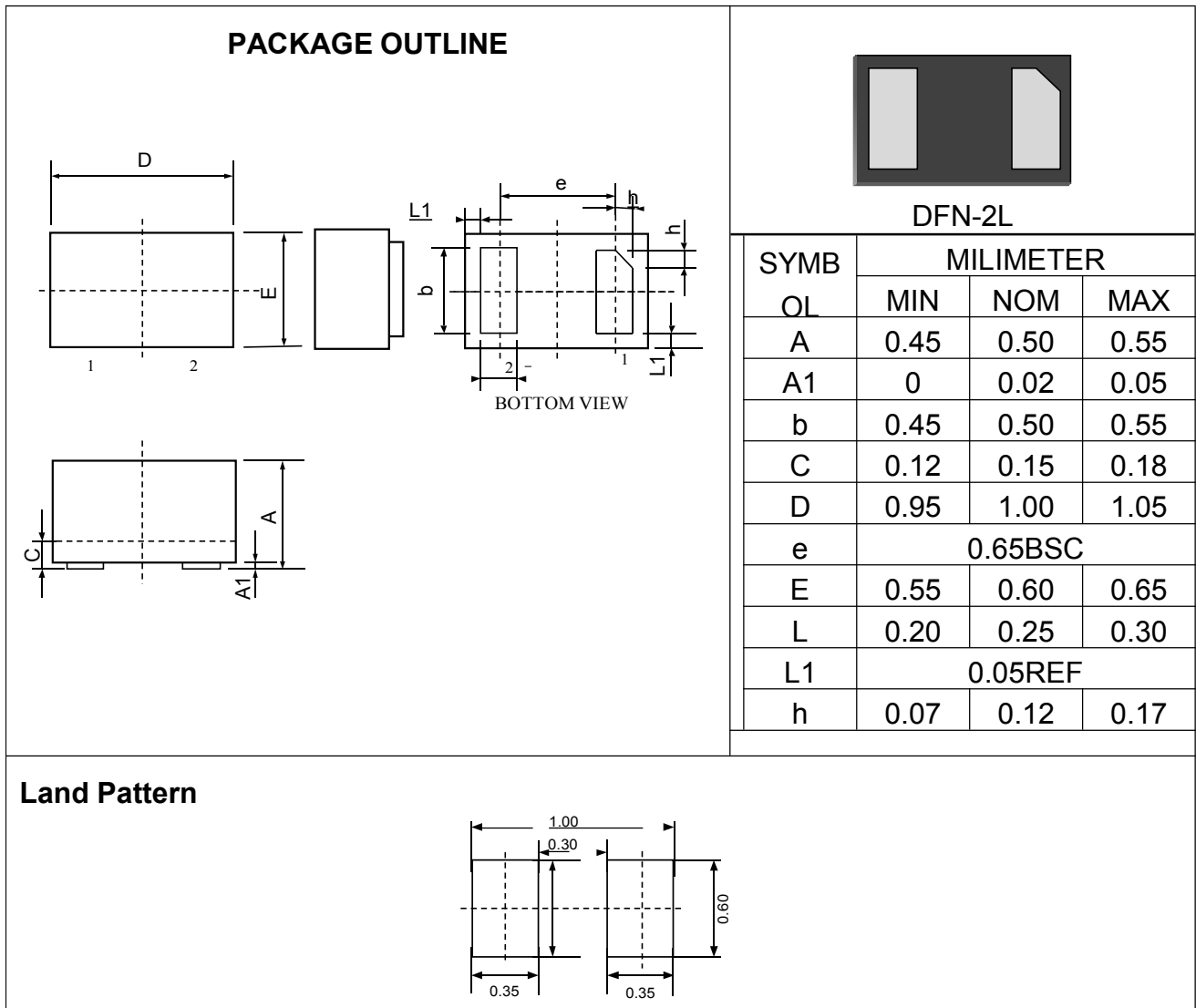


Figure 6: ESD Clamping (8kV Contact per IEC 61000-4-2)



## Outline Drawing – DFN-2L



### Marking Codes

Part Number	Marking Code
BDFN2C051L	VB

### Package Information

Qty: 10k/Reel