

BC817 / BC818

NPN Silicon Epitaxial Planar Transistors

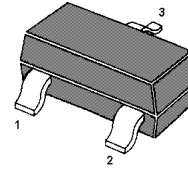
for switching, AF driver and amplifier application,

These transistors are subdivided into three groups

-16, -25, -40 according to their current gain.

As complementary types, the PNP transistors

BC807 and BC808 are recommended.



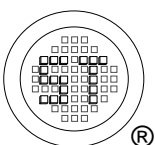
1. Base 2. Emitter 3. Collector
TO-236 Plastic Package

Absolute Maximum Ratings ($T_a = 25\text{ }^\circ\text{C}$)

Parameter	Symbol	Value	Unit	
Collector Base Voltage	BC817 BC818	V_{CBO}	50 30	V
Collector Emitter Voltage	BC817 BC818	V_{CEO}	45 25	V
Emitter Base Voltage		V_{EBO}	5	V
Collector Current		I_C	500	mA
Power Dissipation		P_{tot}	300	mW
Junction Temperature		T_j	150	$^\circ\text{C}$
Storage Temperature Range		T_{stg}	- 55 to + 150	$^\circ\text{C}$

Electrical Characteristics at $T_a = 25\text{ }^\circ\text{C}$

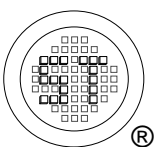
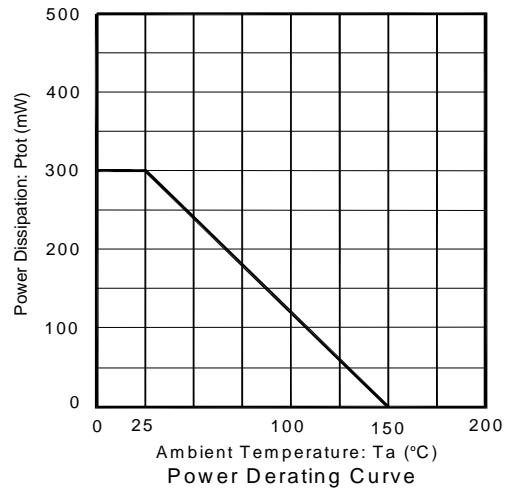
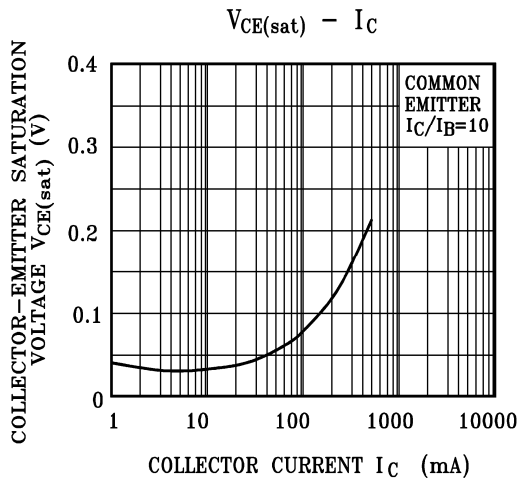
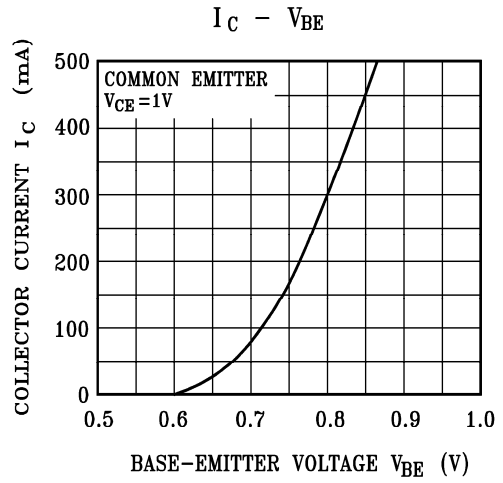
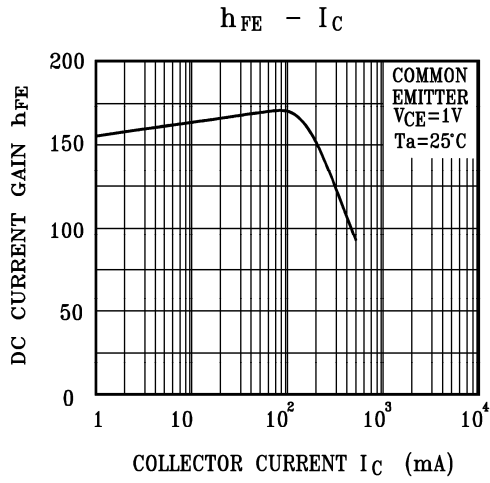
Parameter	Symbol	Min.	Typ.	Max.	Unit	
DC Current Gain at $V_{CE} = 1\text{ V}$, $I_C = 100\text{ mA}$	Current Gain Group -16 -25 -40	h_{FE}	100	-	250	-
		h_{FE}	160	-	400	-
		h_{FE}	250	-	600	-
at $V_{CE} = 1\text{ V}$, $I_C = 500\text{ mA}$		h_{FE}	40	-	-	-
Collector Base Cutoff Current at $V_{CB} = 20\text{ V}$	I_{CBO}	-	-	100	nA	
Emitter Base Cutoff Current at $V_{EB} = 5\text{ V}$	I_{EBO}	-	-	100	nA	
Collector Emitter Saturation Voltage at $I_C = 500\text{ mA}$, $I_B = 50\text{ mA}$	$V_{CE(sat)}$	-	-	0.7	V	
Base Emitter Voltage at $I_C = 500\text{ mA}$, $V_{CE} = 1\text{ V}$	$V_{BE(on)}$	-	-	1.2	V	
Transition Frequency at $V_{CE} = 5\text{ V}$, $I_C = 10\text{ mA}$, $f = 50\text{ MHz}$	f_T	100	-	-	MHz	
Collector Base Capacitance at $V_{CB} = 10\text{ V}$, $f = 1\text{ MHz}$	C_{ob}	-	5	-	pF	



SEMTECH ELECTRONICS LTD.



Dated: 16/03/2015 Rev: 01



SEMTECH ELECTRONICS LTD.

