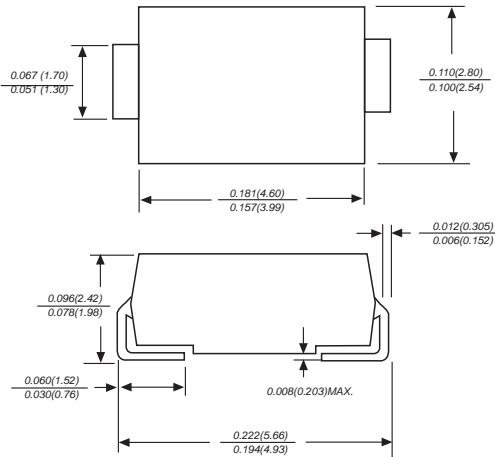


# B220A THRU B2100A

## SURFACE MOUNT SCHOTTKY BARRIER RECTIFIER

Reverse Voltage - 20 to 100 Volts Forward Current - 2.0 Amperes

### DO-214AC/SMA



### FEATURES

- ◆ The plastic package carries Underwriters Laboratory Flammability Classification 94V-0
- ◆ For surface mounted applications
- ◆ Metal silicon junction, majority carrier conduction
- ◆ Low power loss, high efficiency
- ◆ Built-in strain relief, ideal for automated placement
- ◆ High forward surge current capability
- ◆ High temperature soldering guaranteed: 250°C/10 seconds at terminals

### MECHANICAL DATA

**Case:** JEDEC DO-214AC molded plastic body  
**Terminals:** leads solderable per MIL-STD-750, Method 2026

**Polarity:** Color band denotes cathode end

**Mounting Position:** Any

**Weight:** 0.070 grams

## MAXIMUM RATINGS AND ELECTRICAL CHARACTERISTICS

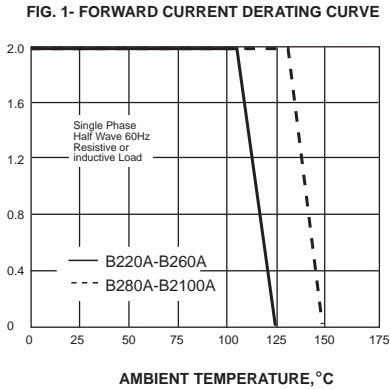
Ratings at 25°C ambient temperature unless otherwise specified.  
 Single phase half-wave 60Hz, resistive or inductive load, for capacitive load current derate by 20%.

Catalog Number	SYMBOLS	B220A	B230A	B240A	B250A	B260A	B280A	B2100A	UNITS
Maximum repetitive peak reverse voltage	$V_{RRM}$	20	30	40	50	60	80	100	VOLTS
Maximum RMS voltage	$V_{RMS}$	14	21	28	35	42	56	70	VOLTS
Maximum DC blocking voltage	$V_{DC}$	20	30	40	50	60	80	100	VOLTS
Maximum average forward rectified current at $T_L$ (see fig. 1)	$I_{(AV)}$	2.0							Amps
Peak forward surge current 8.3ms single half sine-wave superimposed on rated load (JEDEC Method)	$I_{FSM}$	50.0							Amps
Maximum instantaneous forward voltage at 2.0A	$V_F$	0.55		0.70		0.85		Volts	
Maximum DC reverse current at rated DC blocking voltage	$I_R$	0.5							mA
$T_A=25^\circ\text{C}$ $T_A=100^\circ\text{C}$		10.0				5.0			
Typical junction capacitance (NOTE 1)	$C_J$	220			180			pF	
Typical thermal resistance (NOTE 2)	$R_{\theta JA}$	75.0							°C/W
Operating junction temperature range	$T_J$	-50 to +125					-50 to +150		°C
Storage temperature range	$T_{STG}$	-50 to +150							°C

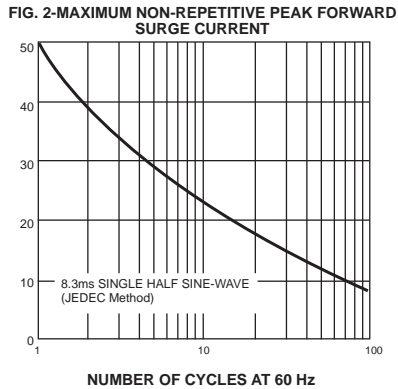
**Note:** 1. Measured at 1MHz and applied reverse voltage of 4.0V D.C.  
 2. P.C.B. mounted with 0.2x0.2" (5.0x5.0mm) copper pad areas

# RATINGS AND CHARACTERISTIC CURVES B220A THRU B2100A

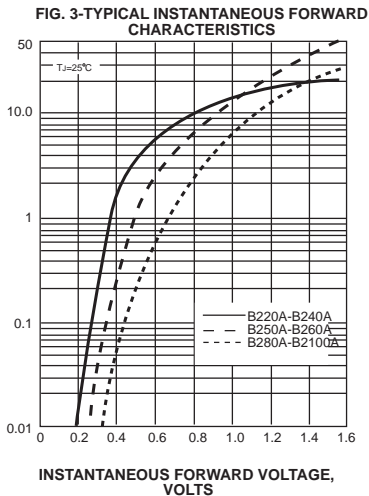
AVERAGE FORWARD RECTIFIED CURRENT,  
AMPERES



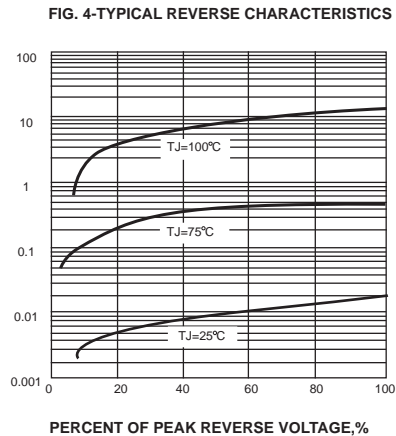
PEAK FORWARD SURGE CURRENT,  
AMPERES



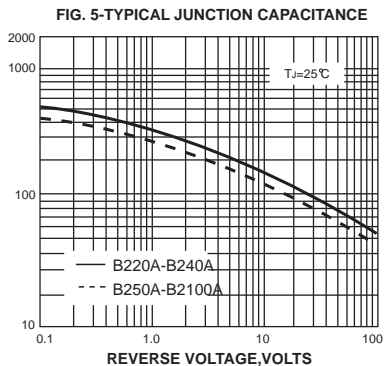
INSTANTANEOUS FORWARD  
CURRENT, AMPERES



INSTANTANEOUS REVERSE CURRENT,  
MILLIAMPERES



JUNCTION CAPACITANCE, pF



TRANSIENT THERMAL IMPEDANCE,  
°C/W

