
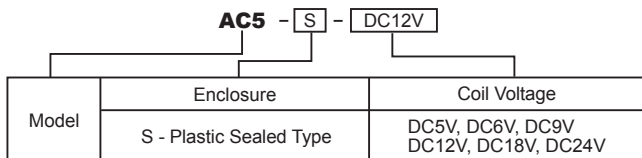




Features	
<ul style="list-style-type: none"> <li>▪ Microminiature relay Dimensions: 20.4×7.0×15.4(mm)</li> <li>▪ Slim type, 7mm width High mounting density</li> <li>▪ High sensitivity 200mW</li> </ul>	
Safety Approval	
NO.40024200	US NO.E164730
NO.CQC09002030809	



## ORDERING INFORMATION



Remarks: 1.Available in 1 Form A only    2. Coil Power: 200mW

## SPECIFICATION

### CONTACT DATA

Contact Form	1 Form A	
Contact Material	Ag Alloy	
Contact Rating	5A 250VAC	
Contact Resistance	Max. 100mΩ (24VDC 1A)	
Load	Max. Switching Voltage	250VAC/30VDC
	Max. Switching Current	5A
	Max. Switching Power	1250VA, 150W
	Min. Switching Load	5VDC, 100mA
Life	Electrical	100,000 operations
	Mechanical	10,000,000 operations

### COIL DATA

Nominal Coil Power	200mW
--------------------	-------

### GENERAL DATA

Insulation Resistance	Min. 1000MΩ 500VDC	
Dielectric Strength	Between open contacts	750VAC, 1min
	Between coil and contacts	4,000VAC, 1min
Operate Time	Max. 10ms	
Release Time	Max. 10ms	
Operating Temperature	-40°C to +85°C	
Humidity	5~85%RH, +40°C	
Shock Resistance	Endurance	1,000m/s <sup>2</sup>
	Misoperation	100m/s <sup>2</sup>
Vibration Resistance	Endurance	10~55Hz, 1.5mm double amplitude
	Misoperation	10~55Hz, 1.5mm double amplitude
Weight	Approximately 3.0g	

Note:Data shown are of initial value

## SAFETY APPROVAL

File Number	Contact Form	Power Consumption	Coil Voltage	Contact Rating	Remarks
UL E164730	A	0.2W	3 - 24VDC	5A 250VAC	Ambient Temperature: 95°C
VDE 40024200	A	0.2W	3 - 24VDC	5A 250VAC	Ambient Temperature: 85°C
CQC 09002030809 (GB/T 21711.1-2008)	A	0.2W	3 - 24VDC	5A 250VAC	Ambient Temperature: 85°C

Specifications subject to change without notice

ISO9001、ISO/TS16949、ISO14001 Approved

COIL DATA

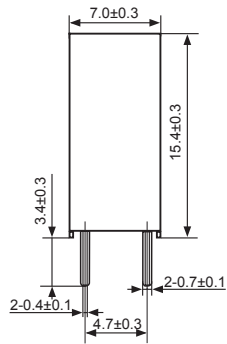
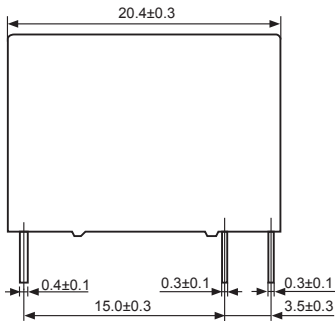
Ambient Temperature: 23°C

Model	Nominal Voltage VDC	Coil Resistance $\Omega$ +/- 10%	Operate Voltage $\leq$ VDC	Release Voltage $\geq$ VDC	Coil Power mW
AC5-S-DC5V	5	125	3.75	0.5	200
AC5-S-DC6V	6	180	4.5	0.6	
AC5-S-DC9V	9	405	6.75	0.9	
AC5-S-DC12V	12	720	9.0	1.2	
AC5-S-DC18V	18	1620	13.5	1.8	
AC5-S-DC24V	24	2880	18.0	2.4	

OUTLINE, WIRING DIAGRAM, MOUNTING HOLE LAYOUT (UNIT: mm)

AC5

Outline



Mounting Hole Layout  
(Bottom View)

Wiring Diagram  
(Bottom View)

