

TLV 系列
SERIES

对应无铅焊接105℃ 5000小时 低阻抗品
Load Life : 105℃ 5000 hours, Low Impedance, Lead Free
Reflow Soldering

◆特 长 / FEATURES

- 105℃、5000小时品。
Load Life 105℃ 5000 hours.
- 可以进行无铅回流焊接。
Lead free Reflow soldering is available.
- 大型贴片安装品。
Large can-size SMD.
- 高频阻抗规格设定。
Prescribe Impedance value at 100kHz.
- RoHS指令对应品。
RoHS compliance.



◆规格表 / SPECIFICATIONS

项 目 Items	特 性 Characteristics																												
工作温度范围 Category Temperature Range	-55 ~ +105℃																												
额定电压范围 Rated Voltage Range	6.3 ~ 35Vdc																												
静电容量允许差 Capacitance Tolerance	±20% (20℃, 120Hz)																												
漏 电 流 Leakage Current(MAX)	小于I=0.01CV和3μA中的较大值 (施加额定电压2分钟后) I=0.01CV or 3μA whichever is greater. (After 2 minutes application of rated voltage) I = 漏电流 (μA) C = 静电容量 (μF) V = 额定电压 (Vdc) Leakage Current Capacitance Rated Voltage																												
损失角正切值(tan δ) Dissipation Factor(MAX)	<table border="1"> <tr> <td>额定电压 (Vdc) Rated Voltage</td> <td>6.3</td> <td>10</td> <td>16</td> <td>25</td> <td>35</td> <td>(20℃, 120Hz)</td> </tr> <tr> <td>tan δ</td> <td>0.26</td> <td>0.19</td> <td>0.16</td> <td>0.14</td> <td>0.12</td> <td></td> </tr> </table> <p>对于额定静电容量超过1000μF的产品, 其静电容量每增加1000μF, 则损失角正切值在上表值的基础上加上0.02。 When rated capacitance is over 1000μF, tan δ shall be added 0.02 to the listed value with increase of every 1000 μF.</p>	额定电压 (Vdc) Rated Voltage	6.3	10	16	25	35	(20℃, 120Hz)	tan δ	0.26	0.19	0.16	0.14	0.12															
额定电压 (Vdc) Rated Voltage	6.3	10	16	25	35	(20℃, 120Hz)																							
tan δ	0.26	0.19	0.16	0.14	0.12																								
耐 久 性 Endurance	<p>在105℃中施加额定电压5000小时后, 满足以下各项。 After applying rated voltage for 5000 hours at 105℃, the capacitors shall meet the following requirements.</p> <table border="1"> <tr> <td>静电容量变化率 Capacitance Change</td> <td>初期值的±30%以内 Within ±30% of the initially measured value.</td> </tr> <tr> <td>损失角正切值 Dissipation Factor</td> <td>规格值的200%以下 (φ8, φ10 : 300%) Not more than 200% of the specified value.</td> </tr> <tr> <td>漏 电 流 Leakage Current</td> <td>规格值以下 Not more than the specified value.</td> </tr> </table>	静电容量变化率 Capacitance Change	初期值的±30%以内 Within ±30% of the initially measured value.	损失角正切值 Dissipation Factor	规格值的200%以下 (φ8, φ10 : 300%) Not more than 200% of the specified value.	漏 电 流 Leakage Current	规格值以下 Not more than the specified value.																						
静电容量变化率 Capacitance Change	初期值的±30%以内 Within ±30% of the initially measured value.																												
损失角正切值 Dissipation Factor	规格值的200%以下 (φ8, φ10 : 300%) Not more than 200% of the specified value.																												
漏 电 流 Leakage Current	规格值以下 Not more than the specified value.																												
低 温 特 性 Low Temperature Stability (阻抗比) Impedance Ratio(MAX)	<table border="1"> <tr> <td>额定电压 (Vdc) Rated Voltage</td> <td>6.3</td> <td>10</td> <td>16</td> <td>25</td> <td>35</td> <td>(120Hz)</td> </tr> <tr> <td>Z(-25℃)/Z(20℃)</td> <td>2</td> <td>2</td> <td>2</td> <td>2</td> <td>2</td> <td></td> </tr> <tr> <td>Z(-40℃)/Z(20℃)</td> <td>3</td> <td>3</td> <td>3</td> <td>3</td> <td>3</td> <td></td> </tr> <tr> <td>Z(-55℃)/Z(20℃)</td> <td>4</td> <td>4</td> <td>4</td> <td>3</td> <td>3</td> <td></td> </tr> </table>	额定电压 (Vdc) Rated Voltage	6.3	10	16	25	35	(120Hz)	Z(-25℃)/Z(20℃)	2	2	2	2	2		Z(-40℃)/Z(20℃)	3	3	3	3	3		Z(-55℃)/Z(20℃)	4	4	4	3	3	
额定电压 (Vdc) Rated Voltage	6.3	10	16	25	35	(120Hz)																							
Z(-25℃)/Z(20℃)	2	2	2	2	2																								
Z(-40℃)/Z(20℃)	3	3	3	3	3																								
Z(-55℃)/Z(20℃)	4	4	4	3	3																								

◆纹波电流修正系数 /
MULTIPLIER FOR RIPPLE CURRENT

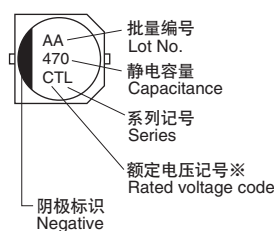
频率 (Hz) Frequency	120	1k	10k	100k≤
100 ~ 150μF	0.50	0.80	0.95	1.00
220 ~ 10000μF	0.60	0.85	0.95	1.00

◆产品型号体系 / PART NUMBER

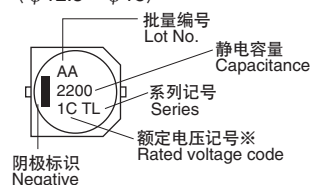
□□□ TLV □□□□□ M □□□ D×L
 额定电压 系列名称 静电容量 静电容量允许差 副记号 铝壳尺寸
 Rated Voltage Series Capacitance Capacitance Tolerance Option Case Size

◆标 识 / MARKING

〈φ8, φ10〉



〈φ12.5 ~ φ18〉

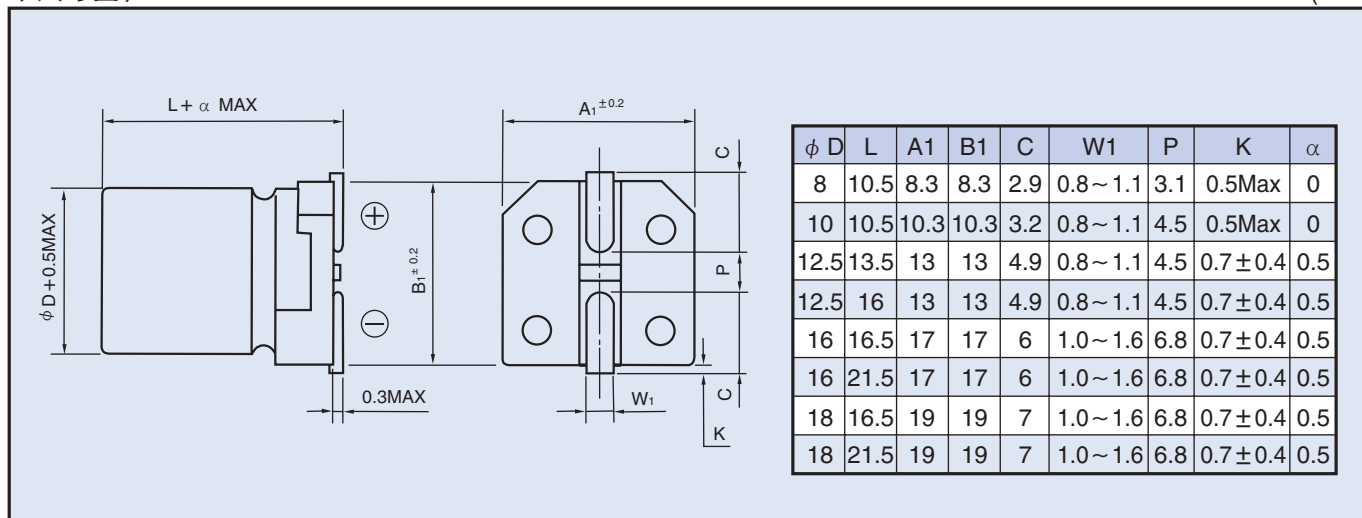


※额定电压 Voltage code

额定电压 (Vdc) Rated Voltage	6.3	10	16	25	35
φD≤10	j	A	C	E	V
φD≥12.5	0J	1A	1C	1E	1V

◆尺寸图 / DIMENSIONS

(mm)



◆标准品一览表 / STANDARD SIZE

Size ϕ D×L(mm), Rated Ripple Current (mA r.m.s./105°C, 100kHz), Impedance(Ω MAX/20°C, 100kHz)

Vdc	Cap (μ F)	Size (ϕ DXL)	Ripple	Impedance	
6.3	2200	12.5×13.5	1100	0.065	
	3300	12.5×16	1400	0.055	
	4700	16×16.5	1800	0.045	
	6800	16×21.5	2330	0.029	
	10000	18×21.5	2640	0.028	
10	1000	10×10.5	850	0.08	
	2200	12.5×16	1400	0.055	
	3300	16×16.5	1800	0.045	
	4700	18×16.5	2060	0.044	
	6800	18×21.5	2640	0.028	
16	470	8×10.5	600	0.16	
	680	10×10.5	850	0.08	
	1500	12.5×13.5	1100	0.065	
	2200	16×16.5	1800	0.045	
	3300	18×16.5	2060	0.044	
	4700	16×21.5	2330	0.029	
	25	220	8×10.5	600	0.16
330		8×10.5	600	0.16	
470		10×10.5	850	0.08	
1000		12.5×13.5	1100	0.065	
1500		16×16.5	1800	0.045	
2200		18×16.5	2060	0.044	
3300		18×21.5	2640	0.028	
35		100	8×10.5	600	0.16
		100	10×10.5	850	0.08
		150	8×10.5	600	0.16
	220	8×10.5	600	0.16	
	330	10×10.5	850	0.08	
	470	12.5×13.5	1100	0.065	
	680	12.5×13.5	1100	0.065	
	1000	16×16.5	1800	0.045	
	1500	18×16.5	2060	0.044	
	2200	16×21.5	2330	0.029	